


Section	Pages	Section	Pages	Section	Pages
Hose	15-67	Swivel Joints	229-244	Quick Disconnect Couplings	268-345
Fittings	68-180	Flexmaster Joints	245-260	Access., Equipment & Assembly Instructions	346-393
Adapters and Tube Fittings	181-228	FLOCS®	261-267	Technical Data	394-433

ADAPTERS AND TUBE FITTINGS

Description	Page	Description	Page	Description	Page
Adapters		Assembly Instructions	362	ORS® Tube Fittings	193
Braze and weld to 37° flare	221	O-Ring boss		ORS® accessories	198
Braze and weld to split flange	220	ORS® braze type tube fittings		ORS® braze type	194
BSPP to 37° flare	225	ORS-TF® tube fittings		ORS® to NPTF	196
BSPT to 37° flare	226	ORS® tube fittings		ORS® to O-Ring boss	195
ISO 6149 to ORS®	225	ORS® tube fittings		ORS® to ORS®	197
JIS 30° to 37° flare	226	Pipe threads		ORS-TF®	193
Metric to 37° flare	224	SAE 37° (JIC)		Technical Data	
O-Rings	227	Versil•Flare™ tube fittings		Assembly torque	431
Pipe to braze and weld	211	Configuration Index	183	BSPP threads	430
Pipe to 45° flare	209	Fluid Compatibility Chart		BSPT threads	430
Pipe to pipe	199	(Hose, Seals, Metal)	400-404	Fluid Compatibility Chart	
Pipe to SAE O-Ring boss	210	How To Order	190	(Hose, Seals, Metal)	400-404
Pipe to 37° flare	203	Numerical Index	182	Metric threads	430
SAE flareless to 37° union	222	O-Rings	227	Tube installation	433
SAE O-Ring to 37° flare	215	O-Ring Kits	227	Thread engagement dimensions	427
SAE split flange to SAE split flange	220	ORS® Connection	187	Through hole dimensions	415
SAE split flange to 37° flare	218			Thread size chart	415
SAE 37° (JIC) flare union	211			Thread style pressure performance	428
SAE Split Flange to ORS®	217			Tubing specifications	429
Specials	223			Versil•Flare™ Tube Fitting Connection	188
Versil•Flare™ flare and flareless	222				



NOTE: Due to the infinite number of adapter combinations, materials and finishes available, Eaton Aeroquip does not catalog all items it stocks or has the capability to manufacture. Eaton Aeroquip catalogs only its most popular standard adapters. Please contact Eaton Aeroquip directly for special adapter requirements, including stainless steel and brass components. These parts are provided to customers with the same quality and prompt delivery as stock items.

**ADAPTERS
PART NUMBER INDEX**

ADAPTERS AND TUBE FITTINGS

			Part Number	Page			
15.063224	2215212	206801210	FF2115T194
15.117224	2216210	206801-1210	FF2127T196
15.147224	2216-1210	206804210	FF2130T195
15.163224	2222199	206804-1210	FF2133T197
15.164224	2239204	208006203	FF2137216
15.165224	2240204	208007203	FF2138216
1290223	2242204	210212215	FF2144T197
2000208	2243205	210292212	FF2151T197
2001209	2244206	210294222	FF2174T198
2002209	2246209	221501212	FF2209T197
2003209	2247200	226601216	FF2211T195
2004223	2249206	500023218	FF2227T196
2007209	2250206	500024219	FF2281T197
2015199	2251201	500025218	FF2485T224
2018204	2252201	500454213	FF2522T218
2020215	2253202	504089220	FF2593226
2021203	2254202	504095214	FF2742T225
2022204	2255202	900598216	FF2743T225
2023205	2256202	900598-1216	FF2744T225
2024205	2257202	900599212	FF2745T225
2025206	2261211	900605223	FF2746T225
2027211	2266216	FC1229194	FF5162219
2028207	4624221	FC1851193	FF5163214
2029208	22012227	FC1857195	FF5164214
2030207	22033227	FC2119220	FF5238219
2031208	22046227	FC2325194	FF5239218
2033214	22068227	FC2326195	FF5321220
2039213	22546227	FC2713220	FF5539218
2040199	22617227	FC2875222	FF5540219
2041212	71416221	FC3425220	FF5541218
2041-1212	71418220	FC3459220	FF5943T217
2042213	71422221	FF1010216	FF5945T217
2042-1213	71423221	FF1026211	FF5946T217
2043213	73014221	FF1065214	FF6001T217
2043-1213	73056211	FF1066212	FF6002T217
2044205	449-74446220	FF1131222	FF6062T217
2045200	200001223	FF1159211	FF6063T217
2046200	202003208	FF1161217	FF6064T217
2047201	202006208	FF1162201	FF6071T218
2048201	202113204	FF1167217	FF6072T218
2049200	202114204	FF1307222	FF6073T218
2050200	202124223	FF1315222	FF9016227
2056215	202232221	FF1327223	FF9075198
2060215	202411205	FF1353223	FF9173222
2061216	202413205	FF1354223	FF9446227
2061-1216	202414206	FF1851T194	FF9605223
2062216	202701215	FF1852T195	FF9766198
2062-1216	202702215	FF1854T195	FF9767198
2063225	202703216	FF1856T194	FF9768198
2066210	202712212	FF1857T198	FF9807227
2067210	202713216	FF1858T194	FF9855227
2067-1210	202901207	FF1861T196	FF9863198
2068210	203002214	FF1865T196	FF10265-01227
2068-1210	203002-1214	FF1868T195	FF10266-01227
2070213	203003217	FF1898T198	FF10273-01227
2071213	203003-1217	FF1922T194	FF10280227
2080203	203005217	FF1980223	FF90102193
2081199	203005-1217	FF1981223	FF90103193
2082199	203006207	FF1994T197	FF90146193
2083199	203007206	FF2000T197	GG106-NP225
2084199	203008214	FF2001T197	GG108-NP224
2085201	203101214	FF2030T198	GG110-NP226
2087202	203102215	FF2031T196	GG306-NP225
2088200	203103207	FF2032T196	GG308-NP224
2089201	203104207	FF2033T198	GG310-NP226
2090203	203301206	FF2035T197		
2091202	206209216	FF2068T195		
2092202	206209-1216	FF2093T196		
2093202	206604210	FF2098T197		
2096200			FF2114T198		

ORS-TF



FC1851
page 193



FF90102
page 193



FF90103
page 193

ORS
Braze Type



FC1229
page 194



FC2325
page 194



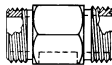
FF1922T
page 194



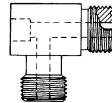
FF1851T
page 194



FF1856T
page 194



FF1858T
page 194



FF2115T
page 194




FC2326,
FC1857
page 195

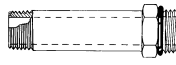
ORS/
O-Ring Boss



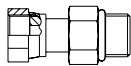
FF1852T
page 195



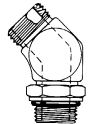
FF2211T
page 195



FF1854T
page 195



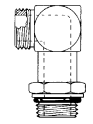
FF2130T
page 195



FF2068T
page 195



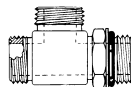
FF1868T
page 195



FF2227T
page 196



FF1861T
page 196



FF1865T
page 196

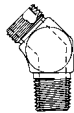


FF2127T
page 196

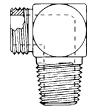
ORS-
NPTF



FF2031T
page 196



FF2093T
page 196

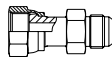


FF2032T
page 196



FF2001T
page 197

ORS TO
SAE 37°FLARE




FF2209T
page 197



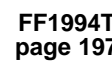
FF2000T
page 197



FF2281T
page 197



FF1994T
page 197



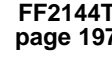
FF2133T
page 197



FF2144T
page 197



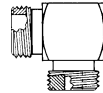
FF9863
page 198



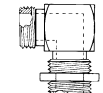
FF9766
page 198



FF2098T
page 197



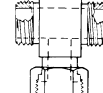
FF2035T
page 197



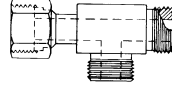
FF2030T
page 198



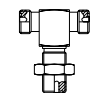
FF1898T
page 198



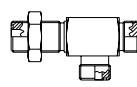
FF1857T
page 198



FF2114T
page 198

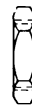


FF2033T
page 198

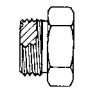


FF2174T
page 198

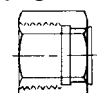
ORS
Accessories



FF9768
page 198



FF9767
page 198



FF9863
page 198

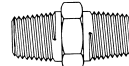


FF9766
page 198




FF9075
ORS Silver
Braze Ring
page 198

Pipe to
Pipe



2083
page 199



2084
page 199



2015
page 199



2081
page 199



2040
page 199



2082
page 199



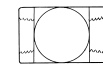
2222
page 199



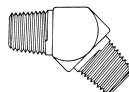
2045
page 200



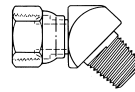
2046
page 200



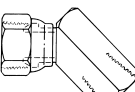
2096
page 200



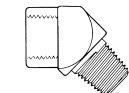
2247
page 200



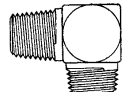
2049
page 200



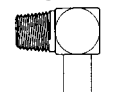
2050
page 200



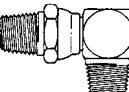
2088
page 200



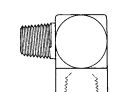
2085
page 201



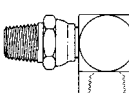
FF1162
page 201



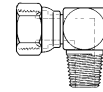
2251
page 201



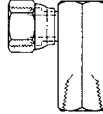
2089
page 201



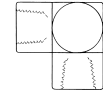
2252
page 201



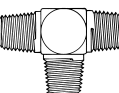
2047
page 201



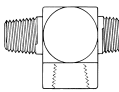
2048
page 201



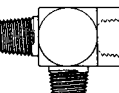
2087
page 202



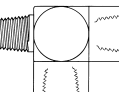
2257
page 202



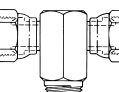
2256
page 202



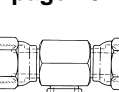
2093
page 202



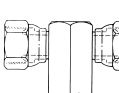
2092
page 202



2254
page 202

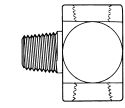


2255
page 202



2253
page 202

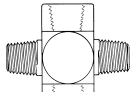
Pipe to Pipe



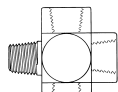
2091 page 202



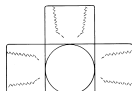
2090 page 203



208006 page 203

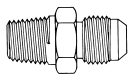


208007 page 203

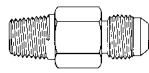


2080 page 203


Pipe to 37° flare



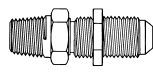
2021 page 203



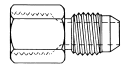
202113 page 204



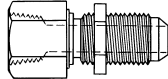
202114 page 204



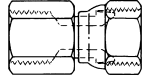
2240 page 204



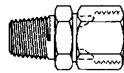
2022 page 204



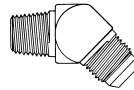
2239 page 204



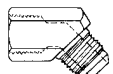
2242 page 204



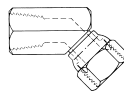
2018 page 204



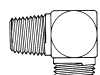
2023 page 205



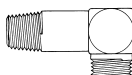
2044 page 205



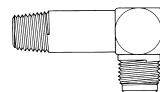
2243 page 205



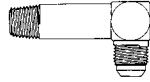
2024 page 205



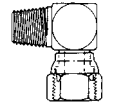
202411 page 205



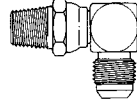
202413 page 205



202414 page 206



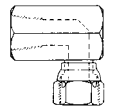
2250 page 206



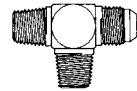
2249 page 206



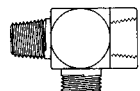
2025 page 206



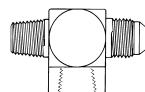
2244 page 206



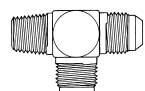
203007 page 206



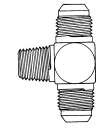
203301 page 206



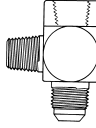
203103 page 207



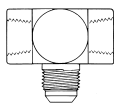
2028 page 207



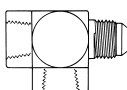
2030 page 207



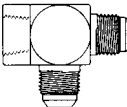
203006 page 207



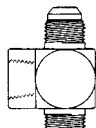
202901 page 207



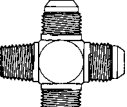
203104 page 207



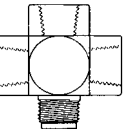
2029 page 208



2031 page 208

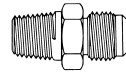


202003 page 208

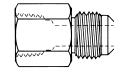


202006 page 208

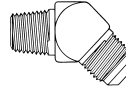
Pipe to 45° flare



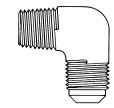
2000 page 208



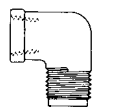
2001 page 209



2007 page 209

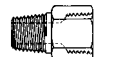


2003 page 209

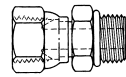


2002 page 209

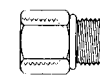
Pipe to SAE O-Ring boss



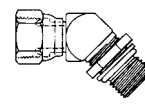
2246 page 209



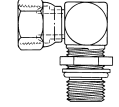
2066 page 210



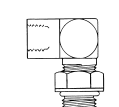
2216 page 210



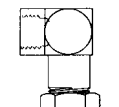
2067 page 210



2068 page 210



206801 page 210



206804 page 210

Pipe to braze & weld



73056 page 211



2261 page 211

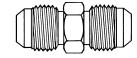


FF1026 page 211



FF1159 page 211

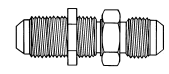
SAE 37° (JIC) flare union



2027 page 211



202712 page 212



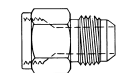
2041 page 212



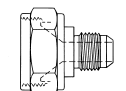
900599 page 212



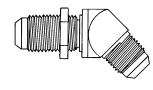
210292 page 212



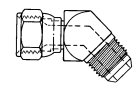
2215 page 212



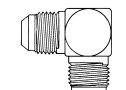
221501 page 212



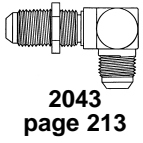
2042 page 213



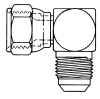
2070 page 213



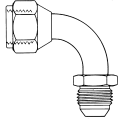
2039 page 213



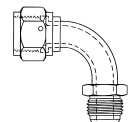
2043
page 213



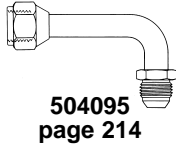
2071
page 213



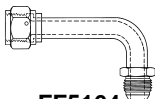
500454
page 213



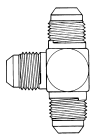
FF5163
page 214



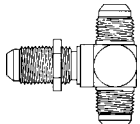
504095
page 214



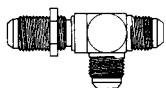
FF5164
page 214



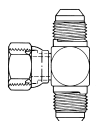
2033
page 214



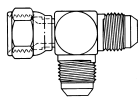
203002
page 214



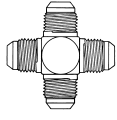
203008
page 214



203101
page 214



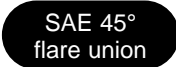
203102
page 215



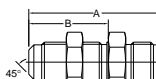
2020
page 215



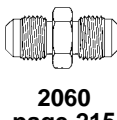
210212
page 215



SAE 45°
flare union



2056
page 215



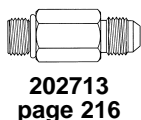
2060
page 215



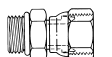
SAE
O-Ring
to 37° flare



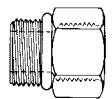
202702
page 215



202713
page 216



2266
page 216



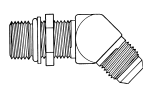
FF1010
page 216



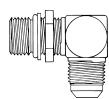
900598
page 216



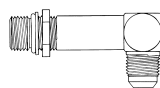
FF2138
page 216



2061
page 216



2062
page 216



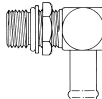
206209
page 216



203005
page 217



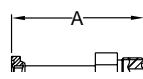
203003
page 217



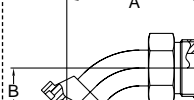
FF1167
page 217




SAE
split flange to
ORS



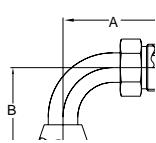
FF5943T
page 217



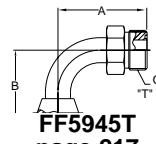
FF6001T
page 217



FF6002T
page 217



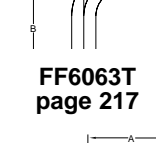
FF5946T
page 217



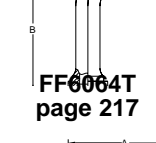
FF5945T
page 217



FF6062T
page 217



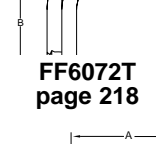
FF6063T
page 217



FF6064T
page 217




FF6071T
page 218



FF6072T
page 218



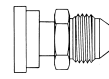
FF6073T
page 218



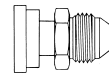
FF2522T
page 218



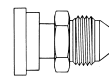
SAE
split flange
to 37° flare



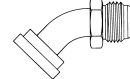
500025
page 218



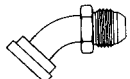
FF5239
page 218



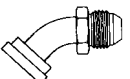
FF5541
page 218



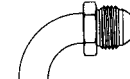
500023
page 218



FF5238
page 219



FF5539
page 219



500024
page 219



FF5162
page 219



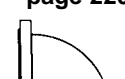
FF5540
page 219



SAE
split flange
to SAE
split flange



504089
page 220



FF5321
page 220



FC2119
page 220



449-74446
page 220



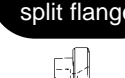
FC2713
page 220




FC3425
page 220




Braze
& weld to
split flange



71418
page 220



4624
page 221



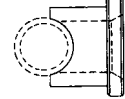
71423
page 221



71423
page 221



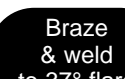
71416
page 221



71422
page 221



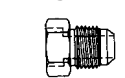
FC2119
page 221



Braze
& weld
to 37° flare



73014
page 221



202232
page 221



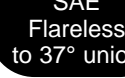
FF1131
page 222



FF1307
page 222



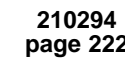
SAE
Flareless
to 37° union



FF1315
page 222



210294
page 222



FF9173
page 222

Flare and Flareless



FC2875
page 222



FF9605
page 223



1290
page 223

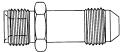


900605
page 223

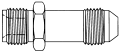
Specials



2004
page 223



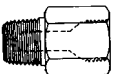
202124/FF1327
page 223



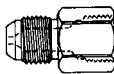
FT1353/FF1354
page 223



200001
page 223



FF1980
page 223



FF1981
page 223

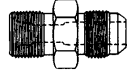
Metric Thread



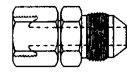
15.063
page 224



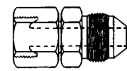
15.147
page 224



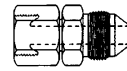
15.117
page 224



15.164
page 224



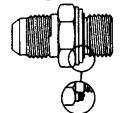
15.163
page 224



15.165
page 224



FF2485T
page 224

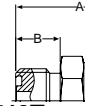


GG108-NP
page 224

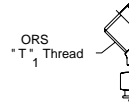


GG308-NP
page 224

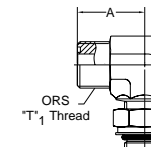
ISO 6149



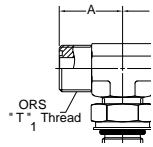
FF2742T
page 225



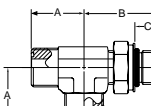
FF2743T
page 225



FF2744T
page 225



FF2745T
page 225

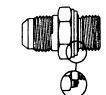


FF2746T
page 225

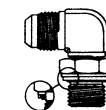
BSPP Thread



2063
page 225

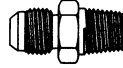


GG106-NP
page 225



GG306-NP
page 225

BSPT Thread

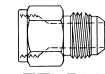


GG110-NP
page 226



GG310-NP
page 226

JIS30° Thread



FF2593
page 226

O-Rings



SAE O-Ring Boss
22012
22033
22068
22617
page 227



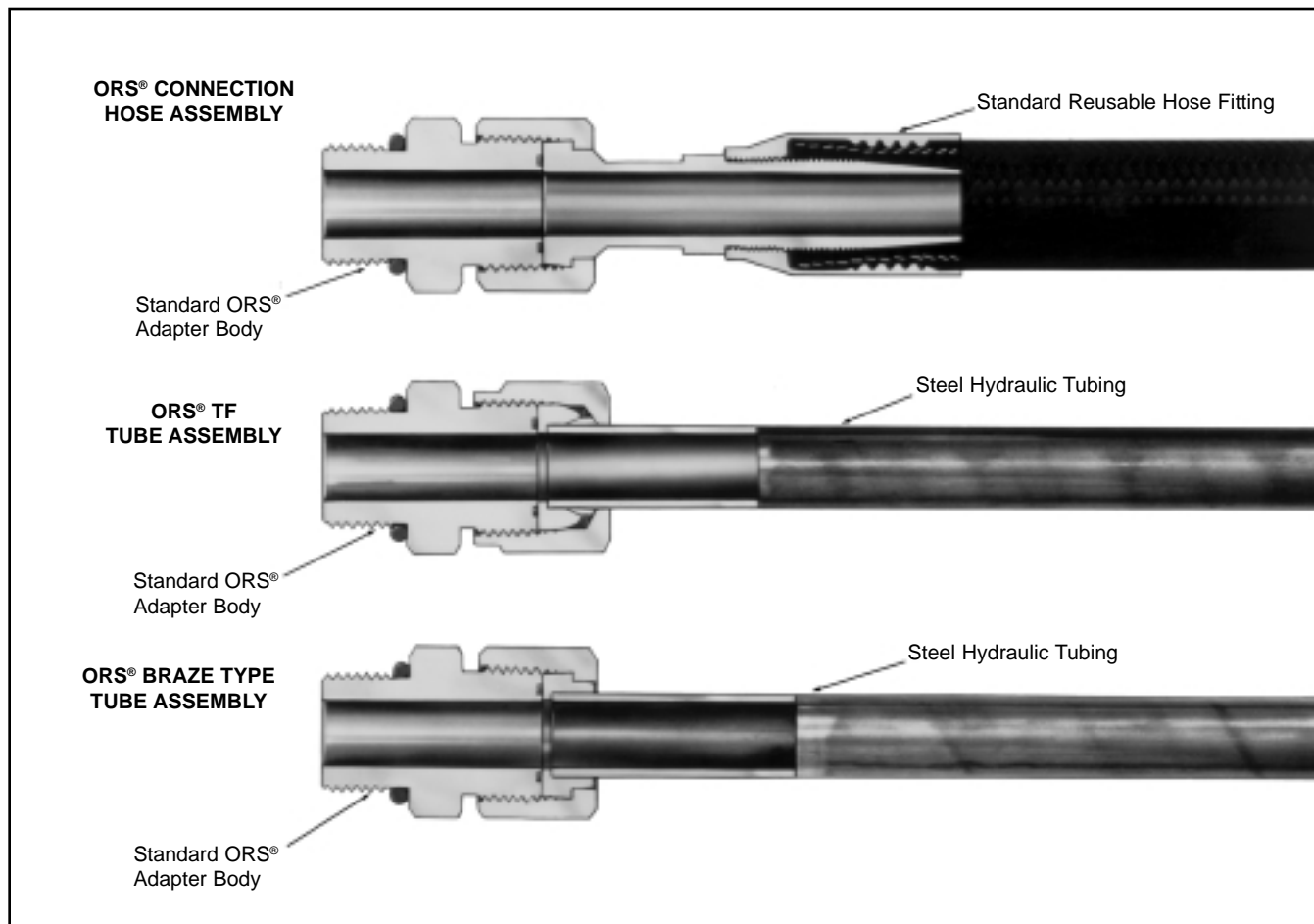
ORS
FF9446
FF9807
FF9855
22046
22546
page 227



Flange
FF9016
FF9446
22046
page 227

Packages and Kits
FF10265-01
FF10266-01
FF10273-01
FF10280-01
page 227

The Aeroquip ORS® Connection is the Universal Answer to Troublesome Fluid Leakage Problems



Hose Assemblies

The ORS® connection can be used with flexible hydraulic hose, combining the reusability of the hose fitting and the ORS connection. The result is the ultimate reusable fitting.

Tube Assemblies

The ORS connection can be attached to hydraulic tubing to make a tube assembly. Two methods of attachment are available.

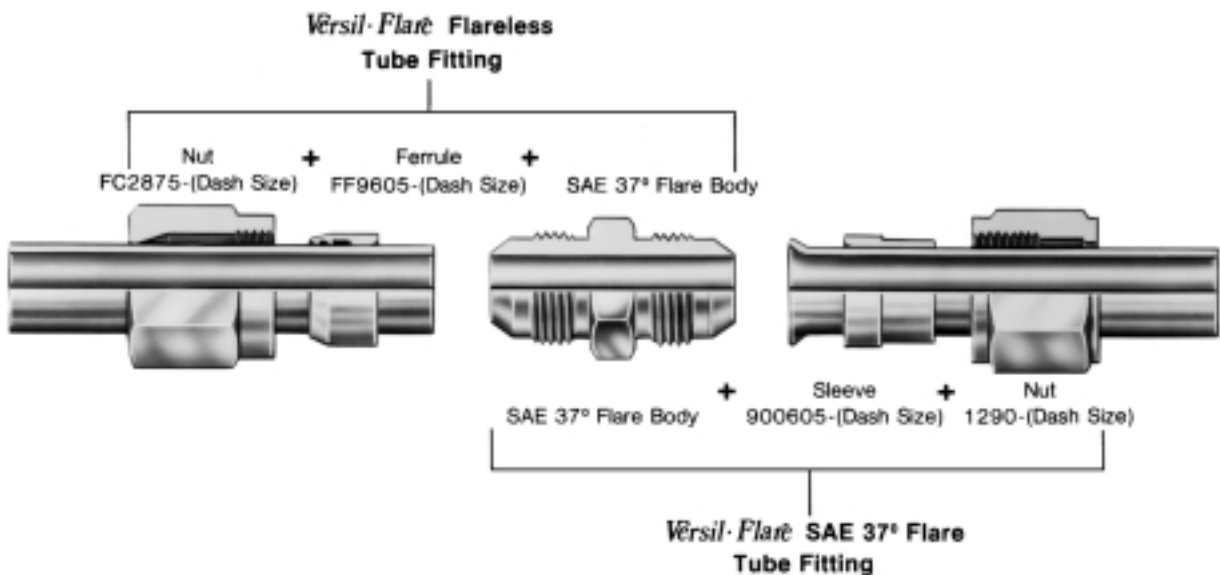
1. ORS-TF: The ORS female can be jointed directly to steel tubing with the patented ORS-TF (wedge type) tube fitting, another Aeroquip innovation. The fitting becomes an integral part of your system at a fraction of the time and expense brazing requires.

The versatility these options provides make ORS the only connection you need for high-pressure situations.

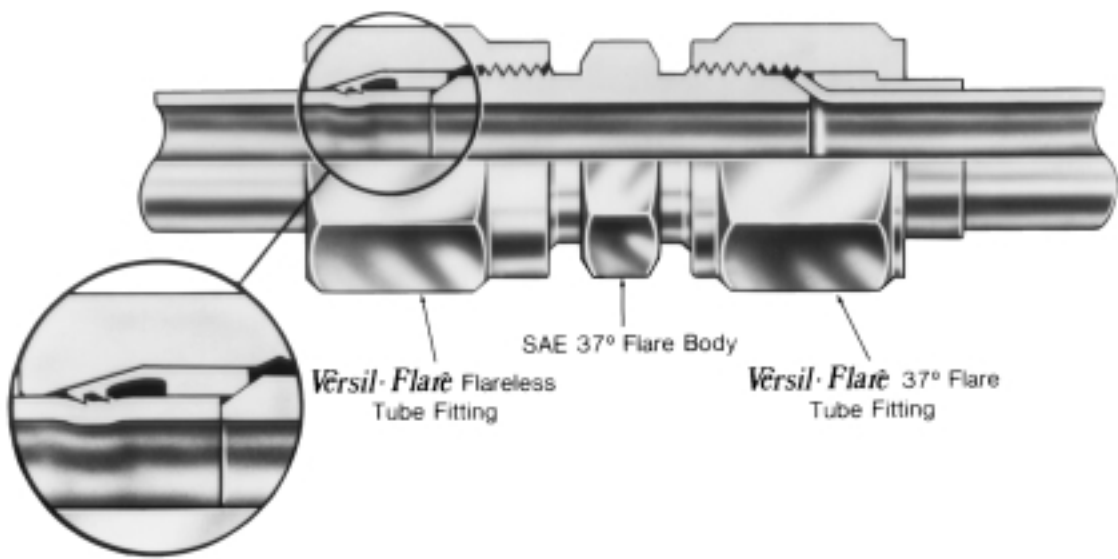
It attaches to most types of fluid conveying lines, controlling most types of fluid, facing the toughest conditions.

2. ORS-Braze Type: The ORS component can be brazed to hydraulic tubing.

Versil·Flare™ Flareless and Versil·Flare™ SAE 37° Flared type both styles use the same SAE 37° flared body



Before Connection

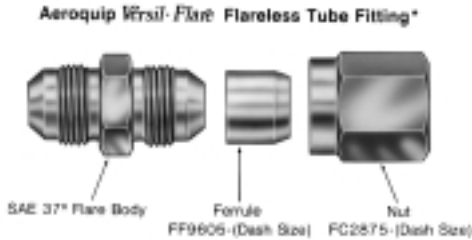


After Connection

One inventory of bodies (any standard SAE 37° flare fitting) allows both flareless and flared type connection of standard steel hydraulic tubing. It is no longer necessary to inventory

flared tube fittings plus the special bodies, nuts and sleeves for flareless tube fittings. The Aeroquip total tube fitting concept reduces inventory expense.

Aeroquip Versil•Flare™ Flareless Tube Fitting



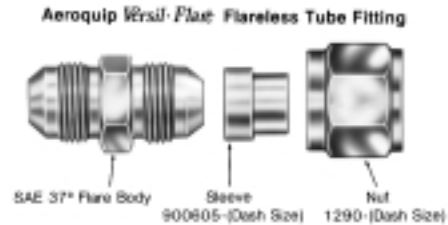
The Aeroquip Versil•Flare™ Flareless Tube Fitting can use any standard SAE 37° male flare adapter or hose fitting as a body. This eliminates the need to inventory special flareless tube fitting bodies and results in reduced inventory expense. Aeroquip Versil•Flare™ Flareless Tube Fittings are available in size from 3/16" tube O.D. to 2" tube O.D.

Presetting tools and extra assembly time are eliminated because there's no need for flaring, special preparation or presetting with the Aeroquip Versil•Flare™ Flareless Tube Fitting. The chance of assembly error is reduced because the ferrule can be installed only one way and assembly is the same for all sizes and tube wall thicknesses. This assures a tight joint every time. These features improve production rates.

Tubing selection and sizing

Aeroquip Versil•Flare™ Flareless and Standard SAE 37° flare type, tube fittings can be used with SAE J-525 electric resistance welded, cold worked annealed, SAE J-524 seamless annealed tubing and SAE J527 brazed double wall low carbon steel tubing. SAE J356 welded flash controlled normalized steel tubing can only be used with Aeroquip Versil•Flare™

Aeroquip Versil•Flare™ Flared Tube Fitting



The Aeroquip industrial standard three piece flare type tube fitting can be used on the full range of standard steel hydraulic tubing in various wall thicknesses from 3/16" tube O.D. to 2" tube O.D. All three components are constructed from high quality zinc plated steel for long service life.

The standard SAE 37° flare angle is used to produce a highly efficient seal under hydraulic pressures. The sleeve is used to help support the tube and absorb vibration.

Assembly is easy. A properly sized wrench and flaring tool are all that is necessary. This is important in tight locations. Aeroquip standard SAE 37° flare type fittings can also be disassembled and re-assembled repeatedly.

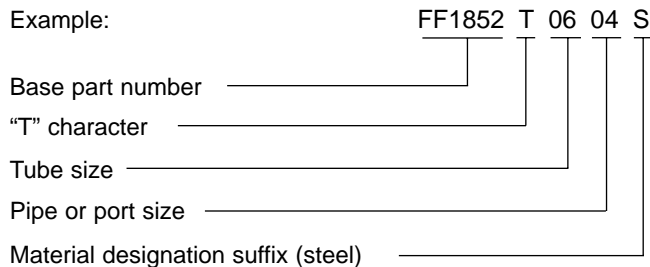
Aeroquip quality is built into every component to assure leakproof connections.

The Aeroquip standard SAE 37° flare type tube fitting conforms to the following hydraulic tube fitting standards. Military specification, MIL-F-18866 and Society of Automotive Engineers, SAE J514.

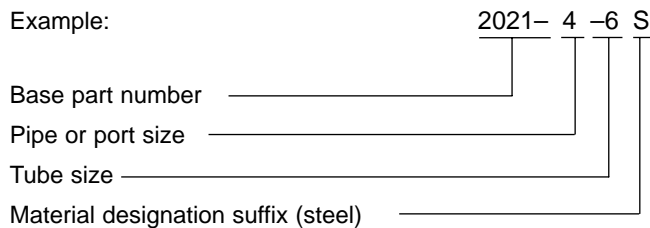
Flareless tube fittings. **The maximum hardness of the above tubing should not exceed Rockwell B65.** Selection of proper tubing material, size and wall thickness depends on corrosion conditions, pressure and flow requirements and other operating requirements of the system.

Aeroquip Part Numbers

Aeroquip adapter part numbers consist of a base number followed by a size designation. If the part number contains a "T" character between the base number and size designator, the first size designator signifies the tube size.

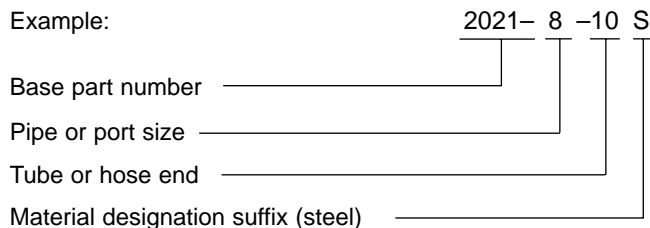


If the part number does not contain a "T" character between the base number and the size description, the first size designation signifies the port size.



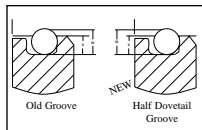
How to Order Adapters

Adapters are ordered using the complete part number as shown on the adapter pages.



ORS® Adapter Conversion*

ORS adapters have been replaced with the half dovetail groove design. The half dovetail groove is manufactured with an angle on the OD wall. This angle captures the O-ring for maximum retention. For ease of installation, a half dovetail groove installation tool may be used.



Half Dovetail Groove Installation Tool

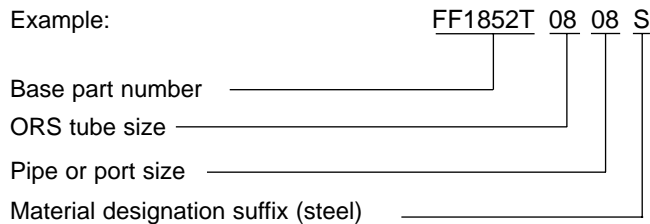
The half dovetail groove installation tool compresses the O-Ring, allowing it to easily slide into the groove in the adapter. Use of the tool maximizes efficiency and minimizes any fatigue that may be associated with repeated insertions over an extended period of time. One tool is required per dash size (or by adapter size). Each tool comes with an illustrated instruction sheet. Tools are available by using the following part numbers: FT1405-04, FT1405-06, FT1405-08, FT1405-10, FT1405-12, FT1405-16, FT1405-20, FT1405-24.



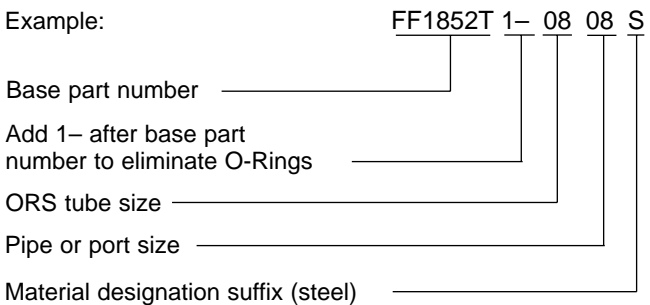
*Eaton Aeroquip reserves the right to use straight groove on some ORS.

How to order ORS® Adapters and Tube Fittings

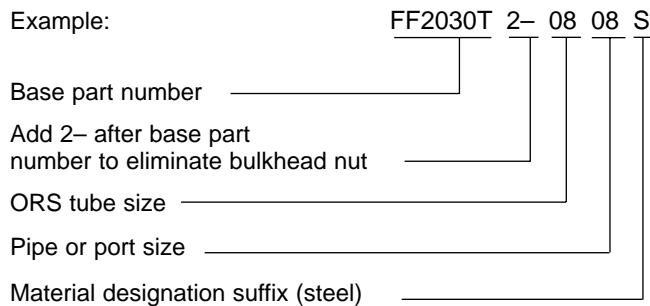
ORS tube fitting body with O-Ring, locknut and washer, where applicable.



ORS tube fitting body without O-Rings



ORS bulkhead tube fitting body without bulkhead nut or O-Rings



ORS-TF Tube Fitting Components

ORS-TF tube fittings, nut, ferrules, and sleeves can be ordered under the following kit part number:



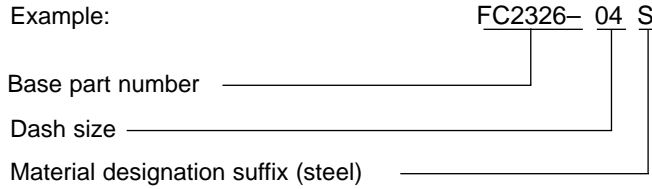
By ordering a single part number in kit form, you will receive the components ready to be assembled to an ORS tube fitting body:

- Example: FF90146-08S includes:
- FC1851-08S (ORS-TF Nut)
 - FF90102-08S (ORS-TF Ferrule)
 - FF90103-08S (ORS-TF Sleeve)

How to order ORS® Adapters and Tube Fittings (cont.)

Nuts and Shoulders (Braze Type)

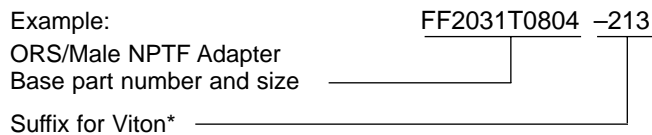
Nuts and shoulders can be ordered separately. Simply use the base number, dash size, and material designation.




O-Rings

Buna-N O-Rings are standard. Other materials may also be specified by adding a material designator prefix if the part number begins with a numeric and a material designator suffix if the part number begins with an alpha character. In all cases, the suffix "S" shall be omitted.

Material Designation Prefix/Suffix	Material	Operating Temperature Range
S (standard)	90 Durometer Buna-N Nitrile Rubber	-40°F to +250°F (-40°C to +121°C)
212	EPR Ethylene Propylene Rubber	-65°F to +300°F (-55°C to +150°C)
213	Viton* Fluoroelastomer	-15°F to +400°F (-26°C to +204°C)
214	Buna-N, Low Temperature Nitrile Rubber	-65°F to +225°F (-55°C to +100°C)
352	Neoprene	-65°F to +300°F (-55°C to +150°C)



O-Rings can be ordered separately.



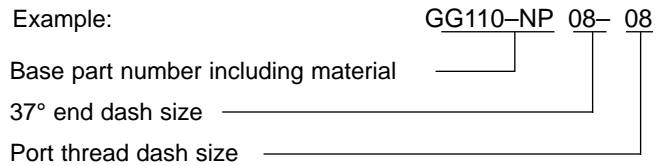
*Viton is a DuPont trademark.

Body Material


Steel is standard. Other materials may also be specified by adding a material designator prefix if the part number begins with a numeric and a material designator suffix if the part number begins with an alpha character. In all cases, the suffix "S" shall be omitted.

Material Designator Prefix/Suffix	Material
B (suffix only)	Brass
259	316-Stainless
4	Monel
S	Steel

How to Order Conversion Adapters BSPP/BSPT



Metric



Dimensions

Aeroquip tube fittings are ordinarily designed and produced to the functional requirements set forth in SAE Standards J512, J513, J514, J1926 and J1453. However, in some cases the envelope dimensions of certain components vary slightly from cataloged or SAE referenced dimensions. The SAE reference numbers and fitting descriptions given are in accordance with SAE Standard J846.

Availability

All items listed in the current price schedule are normally carried in stock. Price and delivery of non-stocked and special parts may be obtained from your Eaton Aeroquip Sales Representative or Distributor.

Loctite® Vibra-Seal 516 for External Pipe Threads

Loctite Vibra-Seal has the following characteristics:

- Non-hardening thread sealant
- Resists shredding and peeling during assembly
- Can be reused up to 5 times without recoating
- Provides resistance to vibrational loosening
- Excellent resistance to solvents and oils
- Operating temperatures range -65°F to +250°F

Machine applied so that it leaves first 1/2 to 2 threads uncovered for ease of assembly. Because of the excellent characteristics of this product, we are offering Loctite Vibra-Seal on all of our parts that have male pipe threads. Factory applied Loctite for external pipe threads may be ordered for steel parts by adding the prefix "307-" to the completed part number, and dropping suffix "S" if the part number begins with a numeral. Example: 307-2021-8-8. If the part number begins with an alpha character, add the suffix "-307" to the completed part number and drop the suffix "S". Example: FF2031T0606-307.


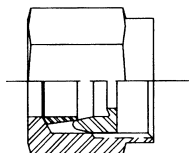
**Loctite is a trademark of Loctite Corp.*

ORS-TF® TUBE FITTINGS

The Patented* ORS-TF® tube fitting utilizing the ORS-TF nut, ferrule and sleeve can be joined directly to steel tubing to solve your fluid leakage problems. It does not require the time and expense of brazing and provides the advantage of repetitive reuse. It is a compression type fitting that works on a variety of tubing (See page 430 for tubing specifications). See page 352 for assembly instructions.

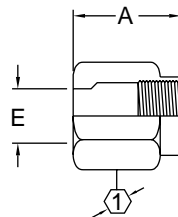
ORS-TF Kit
Part No. FF90146-(Size)

- Includes:
- FC1851** ORS-TF Nut
- FF90102** ORS-TF Ferrule
- FF90103** ORS-TF Sleeve



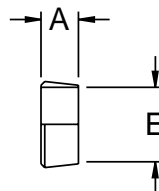
Keep It Simple and Clean with ORS

ORS-TF Nut
Part No. FC1851-(Size)



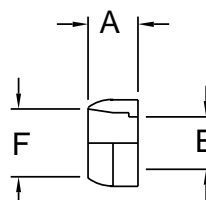
Dash Size	Tube O.D.	Thread T1	A	E	
04S	.25	9/16-18	.84	.26	.69
06S	.38	11/16-16	.93	.38	.81
08S	.50	13/16-16	1.06	.51	.94
10S	.63	1-14	1.13	.63	1.12
12S	.75	1 3/16-12	1.28	.76	1.38
16S	1.00	1 7/16-12	1.35	1.01	1.62
20S	1.25	1 11/16-12	1.41	1.26	1.88
24S	1.50	2-12	1.47	1.51	2.25

ORS-TF Ferrule
Part No. FF90102-(Size)



Dash Size	Tube O.D.	A	E
04S	.25	.25	.26
06S	.38	.25	.38
08S	.50	.30	.51
10S	.63	.30	.63
12S	.75	.30	.76
16S	1.00	.30	1.01
20S	1.25	.30	1.26
24S	1.50	.30	1.51

ORS-TF Sleeve
Part No. FF90103-(Size)



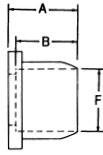
Dash Size	Tube O.D.	A	E	F
04S	.25	.32	.17	.25
06S	.38	.34	.26	.38
08S	.50	.37	.38	.50
10S	.63	.40	.48	.63
12S	.75	.44	.61	.76
16S	1.00	.50	.81	1.00
20S	1.25	.56	1.05	1.26
24S	1.50	.62	1.26	1.51

Material: Corrosion-resistant plated steel.

*Patent #5,217,261

All dimensions in inches.

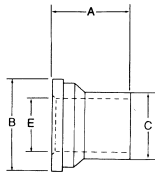
ORS BRAZE TYPE



ORS-BR Shoulder Internal Braze
Part No. FC1229-(Dash size)*
(Ref. SAE 520115)

Dash Size	Tube O.D.	A	B	F
0404S	.25	.29	.25	.25
0604S	.38	.33	.25	.25
0606S	.38	.29	.25	.38
0806S	.50	.39	.25	.38
0808S	.50	.42	.38	.50
1008S	.63	.57	.38	.50
1208S	.50	.61	.38	.50
1010S	.63	.42	.38	.62
1210S	.75	.61	.38	.62
1212S	.75	.44	.38	.75
1414S	.88	.68	.62	.88
1612S	1.00	.55	.38	.75
1614S	1.00	.56	.44	.88
1616S	1.00	.56	.50	1.00
2016S	1.25	.68	.50	1.00
2020S	1.25	.56	.50	1.25
2420S	1.50	.74	.50	1.25
2424S	1.50	.56	.50	1.50

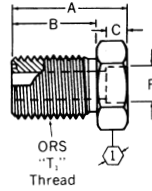
CAUTION: In applications exceeding +480°F (such as during brazing) order the oil-coated/non-plated nut by using part number FC1857-Size-186. When plating is heated above +480°F toxic gases are given off.



ORS-BR Shoulder External Braze/Weld
Part No. FC2325-(Dash size)*
(Ref. SAE 520172)

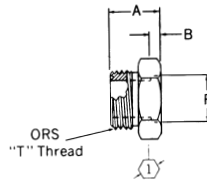
Dash Size	Tube O.D.	A	B	C	E
0404S	.25	.88	.50	.25	.17
0604S	.38	.96	.62	.25	.16
0606S	.38	.96	.62	.38	.26
0806S	.50	1.12	.74	.38	.26
0808S	.50	1.25	.74	.50	.36
1008S	.63	1.34	.92	.50	.36
1010S	.63	1.34	.92	.62	.45
1210S	.75	1.44	1.09	.62	.45
1212S	.75	1.44	1.09	.75	.55
1612S	1.00	1.51	1.34	.75	.55
1616S	1.00	1.63	1.34	1.00	.78
2016S	1.25	1.63	1.59	1.00	.78
2020S	1.25	1.63	1.59	1.25	1.05
2416S	1.50	1.63	1.91	1.00	.78
2424S	1.50	1.63	1.91	1.50	1.26

CAUTION: In applications exceeding +480°F (such as during brazing) order the oil-coated/non-plated nut by using part number FC1857-Size-186. When plating is heated above +480°F toxic gases are given off.



ORS Bulkhead Male/Braze Adapter
Part No. FF1922T(Size)*
(Ref. SAE 520604)

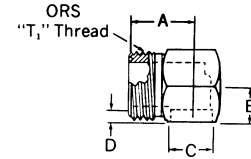
Dash Size	Tube O.D.	Thread T1	A	B	C	F	⊕
0404S	.25	9/16-18	1.61	1.24	.25	.25	.81
0606S	.38	11/16-16	1.72	1.34	.25	.38	1.00
0808S	.50	13/16-16	1.94	1.44	.38	.50	1.12
0810S	.50	13/16-16	1.94	1.44	.38	.62	1.12
1010S	.63	1-14	2.11	1.60	.38	.62	1.31
1212S	.75	1 3/16-12	2.18	1.64	.38	.75	1.50
1214S	.75	1 3/16-12	2.18	1.64	.38	.88	1.50
1616S	1.00	1 7/16-12	2.43	1.66	.50	1.00	1.75
2020S	1.25	1 11/16-12	2.43	1.66	.50	1.25	2.00
2024S	1.25	1 11/16-12	2.43	1.66	.50	1.50	2.12
2424S	1.50	2-12	2.43	1.66	.50	1.50	2.38



ORS/Braze Adapter
Part No. FF1851T(Size)*
(Ref. SAE 520104)

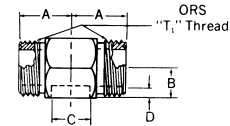
Dash Size	Tube O.D.	Thread T	A	B	F	⊕
0404S	.25	9/16-18	.78	.25	.25	.62
0406S	.25	9/16-18	.78	.25	.38	.62
0604S	.38	11/16-16	.83	.25	.25	.75
0606S	.38	11/16-16	.83	.25	.38	.75
0608S	.38	11/16-16	.95	.38	.50	.75
0806S	.50	13/16-16	.88	.25	.38	.88
0808S	.50	13/16-16	1.01	.38	.50	.88
0810S	.50	1-14	1.01	.38	.62	.88
1008S	.63	1 3/16-16	1.12	.38	.50	1.06
1010S	.63	1-14	1.12	.38	.62	1.06
1210S	.75	1 3/16-12	1.17	.38	.62	1.25
1212S	.75	1 3/16-12	1.21	.38	.75	1.25
1214S	.75	1 3/16-12	1.21	.38	.88	1.25
1216S	.75	1 3/16-12	1.45	.50	1.00	1.50
1612S	1.00	1 7/16-12	1.21	.38	.75	1.50
1616S	1.00	1 7/16-12	1.47	.50	1.00	1.50
1620S	1.00	1 7/16-12	1.47	.50	1.25	1.75
2016S	1.25	1 11/16-12	1.47	.50	1.00	1.75
2020S	1.25	1 11/16-12	1.47	.50	1.25	1.75
2024S	1.25	1 11/16-12	1.47	.50	1.50	2.12
2424S	1.50	2-12	1.47	.50	1.50	2.12
2428S	1.50	2-12	1.60	.62	1.75	2.38

*Aeroquip braze counterbores are dimensioned for sized or emerged tubing. If tubing is used as received, contact Aeroquip for appropriate part number.



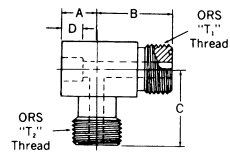
90° ORS/Braze Port Adapter
Part No. FF1856T(Size)*
(Ref. SAE 520204)

Dash Size	Tube O.D.	Thread T1	A	B	C	D
0404S	.25	9/16-18	.85	.38	.25	.25
0606S	.38	11/16-16	.98	.41	.38	.25
0808S	.50	13/16-16	1.10	.59	.50	.38
0810S	.50	13/16-16	1.20	.66	.62	.38
1010S	.63	1-14	1.31	.66	.62	.38
1012S	.63	1-14	1.41	.72	.75	.38
1208S	.75	1 3/16-12	1.47	.74	.50	.38
1212S	.75	1 3/16-12	1.47	.72	.75	.38
1216S	.75	1 3/16-12	1.62	.94	1.00	.52
1616S	1.00	1 7/16-12	1.64	.94	1.00	.52
1620S	1.00	1 7/16-12	1.76	1.12	1.25	.53
2016S	1.25	1 11/16-12	2.14	1.13	1.00	.53
2020S	1.25	1 11/16-12	1.76	1.12	1.25	.53
2424S	1.50	2-12	1.92	1.25	1.50	.52



ORS/ORS/Braze Port Adapter
Part No. FF1858T(Size)*
(Ref. SAE 520472)

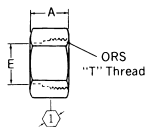
Dash Size	Tube O.D.	Thread T1	A	B	C	D
0404S	.25	9/16-18	.85	.36	.25	.25
0606S	.38	11/16-16	.98	.39	.38	.25
0608S	.38	11/16-16	1.04	.55	.50	.38
0808S	.50	13/16-16	1.10	.67	.50	.38
1010S	.63	1-14	1.31	.64	.62	.38
1212S	.75	1 3/16-12	1.47	.69	.75	.38
1216S	.75	1 3/16-12	1.62	.91	1.00	.52
1616S	1.00	1 7/16-12	1.64	.91	1.00	.52
2020S	1.25	1 11/16-12	1.76	1.10	1.25	.53
2424S	1.50	2-12	1.92	1.25	1.50	.52



ORS/Braze/ORS Port Adapter
Part No. FF2115T(Size)*
(Ref. SAE 520472)

Dash Size	Tube O.D.	Thread T1	Thread T2	A	B	C	D
0404S	.25	9/16-18	9/16-18	.38	.85	.85	.25
0606S	.38	11/16-16	11/16-16	.41	.98	.98	.25
0808S	.50	13/16-16	13/16-16	.59	1.10	1.10	.38
1010S	.63	1-14	1-14	.66	1.31	1.31	.38
1212S	.75	1 3/16-12	1 3/16-12	.72	1.47	1.47	.38
1616S	1.00	1 7/16-12	1 7/16-12	.94	1.64	1.64	.53
2020S	1.25	1 11/16-12	1 11/16-12	1.13	1.76	1.76	.53
2424S	1.50	2-12	2-12	1.25	1.92	1.92	.52

All dimensions in inches.

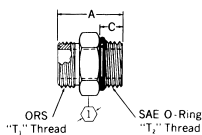


ORS-BR Nut
Part No. FC2326-(Size)
(Ref. SAE 520110)

Dash Size	Tube O.D.	Thread T1	A	E	
04S	.25	9/16-18	.58	.41	.69
06S	.38	11/16-16	.67	.53	.81
08S	.50	13/16-16	.83	.65	.94
10S	.63	1-14	.92	.83	1.12
12S	.75	1 1/16-12	1.02	.95	1.38
14S	.88	1 3/16-12	1.22	.99	1.38
16S	1.00	1 7/16-12	1.10	1.14	1.62
20S	1.25	1 11/16-12	1.10	1.42	1.88
24S	1.50	2-12	1.10	1.73	2.25

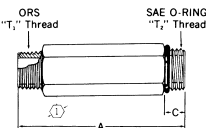
CAUTION: In applications exceeding +480°F (such as during brazing) order the oil-coated/non-plated nut by using part number FC1857-Size-186. When plating is heated above +480°F toxic gases are given off.

ORS/O-RING BOSS



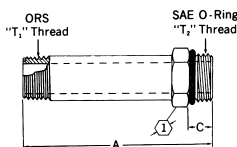
ORS/SAE O-Ring Boss Adapter
Part No. FF1852T(Size)
(Ref. SAE 520120)

Dash Size	Tube O.D.	Thread T1	Thread T2	A	C	
0403S	.25	9/16-18	3/8-24	1.07	.37	.62
0404S	.25	9/16-18	7/16-20	1.13	.43	.62
0405S	.25	9/16-18	1/2-20	1.13	.43	.62
0406S	.25	9/16-18	9/16-18	1.20	.47	.69
0408S	.25	9/16-18	3/4-16	1.32	.55	.88
0603S	.38	11/16-16	3/8-24	1.28	.37	.75
0604S	.38	11/16-16	7/16-20	1.34	.43	.75
0605S	.38	11/16-16	1/2-20	1.22	.43	.75
0606S	.38	11/16-16	9/16-18	1.26	.47	.75
0608S	.38	11/16-16	3/4-16	1.38	.55	.88
0610S	.38	11/16-16	7/8-14	1.53	.63	1.00
0612S	.38	11/16-16	1 1/16-12	1.69	.73	1.25
0616S	.38	11/16-16	1 5/8-12	1.73	.73	1.50
0806S	.50	1 3/16-16	9/16-18	1.48	.47	.88
0808S	.50	1 3/16-16	3/4-16	1.44	.55	.88
0810S	.50	1 3/16-16	7/8-14	1.59	.63	1.00
0812S	.50	1 3/16-16	1 1/16-12	1.75	.73	1.25
0814S	.50	1 3/16-16	1 3/8-12	1.75	.73	1.38
0816S	.50	1 3/16-16	1 5/8-12	1.79	.73	1.50
1008S	.63	1-14	3/4-16	1.78	.55	1.06
1010S	.63	1-14	7/8-14	1.70	.63	1.06
1012S	.63	1-14	1 1/16-12	1.86	.73	1.25
1014S	.63	1-14	1 3/16-12	1.86	.73	1.38
1206S	.75	1 3/16-12	9/16-18	1.77	.47	1.25
1208S	.75	1 3/16-12	3/4-16	1.91	.55	1.25
1210S	.75	1 3/16-12	7/8-14	1.99	.63	1.25
1212S	.75	1 3/16-12	1 1/16-12	1.92	.73	1.25
1214S	.75	1 3/16-12	1 3/16-12	1.92	.73	1.38
1216S	.75	1 3/16-12	1 5/8-12	1.96	.73	1.50
1608S	1.00	1 7/16-12	3/4-16	1.96	.55	1.50
1610S	1.00	1 7/16-12	7/8-14	2.04	.63	1.50
1612S	1.00	1 7/16-12	1 1/16-12	2.14	.73	1.50
1614S	1.00	1 7/16-12	1 3/8-12	1.98	.73	1.50
1616S	1.00	1 7/16-12	1 5/8-12	1.98	.73	1.50
1620S	1.00	1 7/16-12	1 5/8-12	2.06	.73	1.88
2016S	1.25	1 11/16-12	1 5/8-12	2.28	.73	1.75
2020S	1.25	1 11/16-12	1 5/8-12	2.06	.73	1.88
2024S	1.25	1 11/16-12	1 7/8-12	2.13	.73	2.12
2420S	1.50	2-12	1 5/8-12	2.35	.73	2.12
2424S	1.50	2-12	1 7/8-12	2.13	.73	2.12



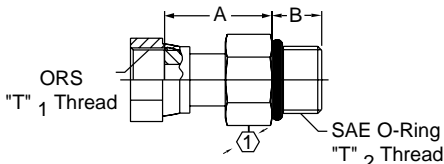
ORS/SAE O-Ring Boss Adapter
Part No. FF2211T(Size)
(Ref. SAE 520122)

Dash Size	Tube O.D.	Thread T1	Thread T2	A	C	
0606S	.38	11/16-16	9/16-18	1.97	.47	.75
0608S	.38	11/16-16	3/4-16	2.13	.55	.88
0808S	.50	1 3/16-16	3/4-16	2.68	.55	.88
1010S	.63	1-14	7/8-14	2.99	.63	1.06
1212S	.75	1 3/16-12	1 1/16-12	2.87	.73	1.25



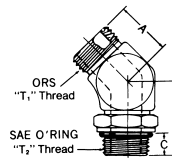
ORS/SAE O-Ring Boss Long Adapter
Part No. FF1854T(Size)
(Ref. SAE 520122)

Dash Size	Tube O.D.	Thread T1	Thread T2	A	C	
0404S	.25	9/16-18	7/16-20	2.07	.43	.62
0606S	.38	11/16-16	9/16-18	2.27	.47	.75
0608S	.38	11/16-16	3/4-16	2.61	.55	.88
0808S	.50	1 3/16-16	3/4-16	2.67	.55	.88
1010S	.63	1-14	7/8-14	3.13	.63	1.06
1212S	.75	1 3/16-12	1 1/16-12	3.75	.73	1.25
1214S	.75	1 3/16-12	1 3/16-12	3.75	.73	1.38
1616S	1.00	1 7/16-12	1 5/8-12	4.13	.73	1.50
2020S	1.25	1 11/16-12	1 5/8-12	4.75	.73	1.88
2424S	1.50	2-12	1 7/8-12	5.26	.73	2.12



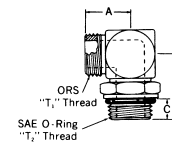
ORS Female Swivel/SAE O-Ring Boss Adapter
Part No. FF2130T(Size)
(Ref. SAE 520181)

Dash Size	Tube O.D.	Thread T1	Thread T2	A	B	
0606S	.38	11/16-16	9/16-18	1.11	.47	.69
0808S	.50	1 3/16-16	3/4-16	1.39	.55	.88
1212S	.75	1 3/16-12	1 1/16-12	1.62	.73	1.25
1616S	1.00	1 7/16-12	1 5/8-12	1.93	.73	1.50
2020S	1.25	1 11/16-12	1 5/8-12	1.86	.73	1.88



45° ORS/SAE O-Ring Boss (adj.) Adapter
Part No. FF2068T(Size)
(Ref. SAE 520320)

Dash Size	Tube O.D.	Thread T1	Thread T2	A	B	C
0404S	.25	9/16-18	7/16-20	.63	1.18	.37
0406S	.25	9/16-18	9/16-18	.68	1.30	.47
0408S	.25	9/16-18	3/4-16	.67	1.43	.55
0604S	.38	11/16-16	7/16-20	.74	1.22	.43
0606S	.38	11/16-16	9/16-18	.74	1.30	.47
0608S	.38	11/16-16	3/4-16	.74	1.43	.55
0806S	.50	1 3/16-16	9/16-18	.80	1.29	.47
0808S	.50	1 3/16-16	3/4-16	.80	1.43	.55
0810S	.50	1 3/16-16	7/8-14	.82	1.76	.63
0816S	.50	1 3/16-16	1 5/8-12	1.01	2.06	.73
1008S	.63	1-14	3/4-16	.92	1.59	.55
1010S	.63	1-14	7/8-14	.92	1.76	.63
1012S	.63	1-14	1 1/16-12	.96	1.97	.73
1210S	.75	1 3/16-12	7/8-14	1.02	1.81	.63
1212S	.75	1 3/16-12	1 1/16-12	1.02	1.97	.73
1216S	.75	1 3/16-12	1 5/8-12	1.16	2.06	.73
1612S	1.00	1 7/16-12	1 1/16-12	1.18	2.03	.73
1616S	1.00	1 7/16-12	1 5/8-12	1.18	2.06	.73
1620S	1.00	1 7/16-12	1 5/8-12	1.26	2.11	.73
2020S	1.25	1 11/16-12	1 5/8-12	1.26	2.11	.73
2424S	1.50	2-12	1 7/8-12	1.45	2.11	.73



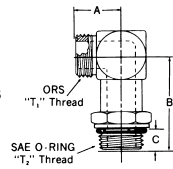
90° ORS/SAE O-Ring Boss (adj.) Adapter
Part No. FF1868T(Size)
(Ref. SAE 520220)

Dash Size	Tube O.D.	Thread T1	Thread T2	A	B	C
0403S	.25	9/16-18	3/8-24	.85	1.19	.37
0404S	.25	9/16-18	7/16-20	.85	1.29	.43
0405S	.25	9/16-18	1/2-20	.92	1.37	.43
0406S	.25	9/16-18	9/16-18	.92	1.45	.47
0408S	.25	9/16-18	3/4-16	.97	1.60	.55
0604S	.38	11/16-16	7/16-20	.98	1.37	.43
0605S	.38	11/16-16	1/2-20	.98	1.37	.43
0606S	.38	11/16-16	9/16-18	.98	1.45	.47
0608S	.38	11/16-16	3/4-16	1.04	1.60	.55
0610S	.38	11/16-16	7/8-14	1.15	1.97	.63
0612S	.38	11/16-16	1 1/16-12	1.25	2.17	.73
0806S	.50	1 3/16-16	9/16-18	1.10	1.44	.47
0808S	.50	1 3/16-16	3/4-16	1.10	1.60	.55
0810S	.50	1 3/16-16	7/8-14	1.21	1.97	.63
0812S	.50	1 3/16-16	1 1/16-12	1.32	2.17	.73
1008S	.63	1-14	3/4-16	1.31	1.80	.55
1010S	.63	1-14	7/8-14	1.31	1.97	.63
1012S	.63	1-14	1 1/16-12	1.41	2.17	.73
1208S	.75	1 3/16-12	3/4-16	1.47	1.84	.55
1210S	.75	1 3/16-12	7/8-14	1.47	2.01	.63
1212S	.75	1 3/16-12	1 1/16-12	1.47	2.17	.73
1214S	.75	1 3/16-12	1 3/16-12	1.47	2.17	.71
1216S	.75	1 3/16-12	1 5/8-12	1.62	2.35	.73
1612S	1.00	1 7/16-12	1 1/16-12	1.64	2.32	.73
1614S	1.00	1 7/16-12	1 3/8-12	1.64	2.32	.71
1616S	1.00	1 7/16-12	1 5/8-12	1.64	2.35	.73
1620S	1.00	1 7/16-12	1 5/8-12	1.76	2.45	.73
2012S	1.25	1 11/16-12	1 1/16-12	1.76	2.42	.73
2016S	1.25	1 11/16-12	1 5/8-12	1.76	2.42	.73
2020S	1.25	1 11/16-12	1 5/8-12	1.76	2.45	.73
2420S	1.50	2-12	1 5/8-12	1.92	2.56	.73
2424S	1.50	2-12	1 7/8-12	1.92	2.59	.73

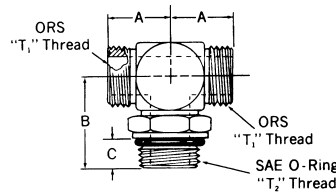
All dimensions in inches.

ORS/O-RING BOSS Cont.

90° ORS/SAE O-Ring Boss (adj.) Long Adapter
Part No. FF2227T(Size)
 (Ref. SAE 521520)

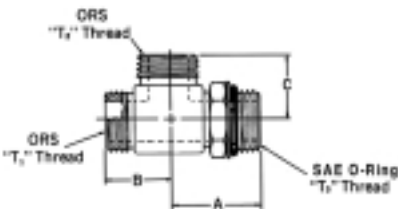


Dash Size	Tube O.D.	Thread T1	Thread T2	A	B	C
0404S	.25	9/16-18	7/16-20	.85	2.23	.43
0606S	.38	11/16-16	9/16-18	.98	2.61	.47
0808S	.50	13/16-16	3/4-16	1.10	2.95	.55
1010S	.63	1-14	7/8-14	1.31	3.51	.63
1212S	.75	1 3/16-12	1 1/16-12	1.47	3.97	.73
1616S	1.00	1 7/16-12	1 5/8-12	1.64	4.51	.73
2020S	1.25	1 11/16-12	1 5/8-12	1.76	4.98	.73



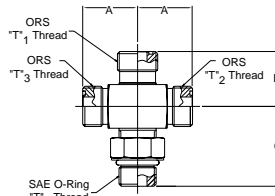
ORS/ORS/SAE O-Ring Boss (Adj) Adapter
Part No. FF1861T(Size)
 (Ref. SAE 520429)

Dash Size	Tube O.D.	Thread T1	Thread T2	A	B	C
0403S	.25	9/16-18	3/8-24	.85	1.19	.37
0404S	.25	9/16-18	7/16-20	.85	1.29	.43
0606S	.38	11/16-16	9/16-18	.98	1.45	.47
0608S	.38	11/16-16	3/4-16	1.04	1.60	.55
0808S	.50	13/16-16	3/4-16	1.31	1.97	.55
1010S	.63	1-14	7/8-14	1.31	1.97	.63
1210S	.75	1 3/16-12	7/8-14	1.47	2.17	.63
1212S	.75	1 3/16-12	1 5/16-12	1.62	2.35	.73
1216S	.75	1 3/16-12	1 5/16-12	1.64	2.35	.73
1616S	1.00	1 7/16-12	1 5/8-12	1.64	2.35	.73
2020S	1.25	1 11/16-12	1 5/8-12	1.76	2.45	.73
2424S	1.50	2-12	1 7/8-12	1.92	2.59	.73



ORS/ORS/SAE O-Ring Boss (Adj.) Adapter
Part No. FF1865T(Size)
 (Ref. SAE 520428)

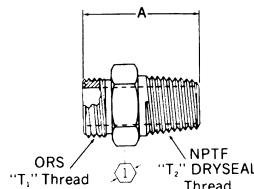
Dash Size	Tube O.D.	Thread T1	Thread T2	Thread T3	A	B	C
0404S	.25	9/16-18	9/16-18	7/16-20	1.29	.85	.85
0406S	.25	9/16-18	9/16-18	9/16-18	1.45	.92	.92
0604S	.38	11/16-16	11/16-16	7/16-20	1.37	1.17	.98
0606S	.38	11/16-16	11/16-16	9/16-18	1.45	.98	.98
0806S	.50	13/16-16	13/16-16	9/16-18	1.44	1.10	1.10
0808S	.50	13/16-16	13/16-16	3/4-16	1.60	1.10	1.10
0812S	.50	13/16-16	13/16-16	1 1/16-12	2.17	1.32	1.32
1010S	.63	1-14	1-14	7/8-14	1.97	1.31	1.31
1012S	.63	1-14	1-14	1 1/16-12	2.17	1.41	1.41
1212S	.75	1 3/16-12	1 3/16-12	1 1/16-12	2.17	1.47	1.47
1220S	.75	1 3/16-12	1 3/16-12	1 5/8-12	2.45	1.74	1.74
1616S	1.00	1 7/16-12	1 7/16-12	1 5/8-12	2.35	1.64	1.64
2020S	1.25	1 11/16-12	1 11/16-12	1 5/8-12	2.45	1.76	1.76
2424S	1.50	2-12	2-12	1 7/8-12	2.59	1.92	1.92
0005S	-	1 7/16-12	1 3/16-12	1 1/16-12	2.32	1.64	1.62
0001S	-	1 7/16-12	1 3/16-12	1 5/8-12	2.35	1.64	1.62
0012S	-	1 3/16-16	1 1/16-12	1 5/8-12	2.42	1.59	1.76
0003S	-	1-14	1 3/16-16	1 1/16-12	2.17	1.41	1.32



ORS - SAE O-Ring Branch Cross (6000 psi)
Part No. FF2127T(Size)
 (Ref. SAE 520520)

Dash Size	Tube O.D.	Thread T1	Thread T2	Thread T3	Thread T4	A	B	C
0606S	.38	11/16-16	11/16-16	11/16-16	9/16-18	.98	.97	1.44
0808S	.50	13/16-16	13/16-16	13/16-16	3/4-16	1.10	1.09	1.59

ORS/NPTF

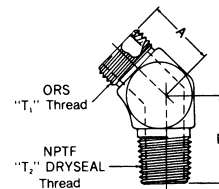


ORS/Male NPTF Adapter
Part No. FF2031T(Size)
 (Ref. SAE 520102)

Dash Size	Tube O.D.	Thread T1	Thread T2	A	
0402S	.25	9/16-18	1/8-27	1.03	.62
0404S	.25	9/16-18	1/4-18	1.24	.62
0406S	.25	9/16-18	3/8-18	1.24	.75
0408S	.25	9/16-18	1/2-14	1.49	.88
0602S	.38	11/16-16	1/8-27	1.12	.75
0604S	.38	11/16-16	1/4-18	1.30	.75
0606S	.38	11/16-16	3/8-18	1.30	.75
0608S	.38	11/16-16	1/2-14	1.55	.88
0804S	.50	13/16-16	1/4-18	1.36	.88
0806S	.50	13/16-16	3/8-18	1.36	.88
0808S	.50	13/16-16	1/2-14	1.61	.88
0812S	.50	13/16-16	3/4-14	1.68	1.06
1008S	.63	1-14	1/2-14	1.72	1.06
1012S	.63	1-14	3/4-14	1.78	1.06
1016S	.63	1-14	1-11 1/2	1.97	1.38
1208S	.75	1 3/16-12	1/2-14	1.84	1.25
1212S	.75	1 3/16-12	3/4-14	1.84	1.25
1216S	.75	1 3/16-12	1-11 1/2	2.03	1.38
1612S	1.00	1 7/16-12	3/4-14	1.86	1.50
1616S	1.00	1 7/16-12	1-11 1/2	2.05	1.50
1620S	1.00	1 7/16-12	1 1/4-11 1/2	2.16	1.69
2016S	1.25	1 11/16-12	1-11 1/2	2.13	1.75
2020S	1.25	1 11/16-12	1 1/4-11 1/2	2.16	1.75
2424S	1.50	2-12	1 1/2-11 1/2	2.26	2.12

45° ORS/Male NPTF Adapter
Part No. FF2093T(Size)
 (Ref. SAE 520302)

Dash Size	Tube O.D.	Thread T1	Thread T2	A	B
0402S	.25	9/16-18	1/8-27	.63	.68
0404S	.25	9/16-18	1/4-18	.68	.93
0406S	.25	9/16-18	3/8-18	.67	1.04
0604S	.38	11/16-16	1/4-18	.74	.93
0606S	.38	11/16-16	3/8-18	.74	1.04
0608S	.38	11/16-16	1/2-14	.76	1.21
0804S	.50	13/16-16	1/4-18	.80	.92
0806S	.50	13/16-16	3/8-18	.80	1.04
0808S	.50	13/16-16	1/2-14	.82	1.20
1008S	.63	1-14	1/2-14	.92	1.20
1212S	.75	1 3/16-12	3/4-14	1.02	1.23
1616S	1.00	1 7/16-12	1-11 1/2	1.18	1.51
2020S	1.25	1 11/16-12	1 1/4-11 1/2	1.26	1.69
2424S	1.50	2-12	1 1/2-11 1/2	1.45	1.80

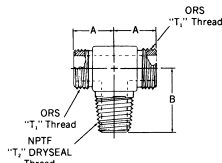


90° ORS/Male NPTF Adapter
Part No. FF2032T(Size)
 (Ref. SAE 520202)

Dash Size	Tube O.D.	Thread T1	Thread T2	A	B
0402S	.25	9/16-18	1/8-27	.85	.78
0404S	.25	9/16-18	1/4-18	.92	1.08
0602S	.38	11/16-16	1/8-27	.98	.86
0604S	.38	11/16-16	1/4-18	.98	1.08
0606S	.38	11/16-16	3/8-18	1.04	1.21
0608S	.38	11/16-16	1/2-14	1.15	1.53
0802S	.50	13/16-16	1/8-27	1.10	1.06
0806S	.50	13/16-16	3/8-18	1.10	1.21
0808S	.50	13/16-16	1/2-14	1.21	1.53
0812S	.50	13/16-14	3/4-14	1.32	1.65
1008S	.63	1-14	1/2-14	1.31	1.53
1012S	.63	1-14	3/4-14	1.41	1.65
1208S	.75	1 3/16-12	1/2-14	1.47	1.65
1212S	.75	1 3/16-12	3/4-14	1.47	1.65
1216S	.75	1 3/16-12	1-11 1/2	1.62	2.03
1612S	1.00	1 7/16-12	3/4-14	1.64	1.84
1616S	1.00	1 7/16-12	1-11 1/2	1.64	2.03
2016S	1.25	1 11/16-12	1-11 1/2	1.76	2.38
2020S	1.25	1 11/16-12	1 1/4-11 1/2	1.76	2.41
2424S	1.50	2-12	1 1/2-11 1/2	1.92	2.70

All dimensions in inches.

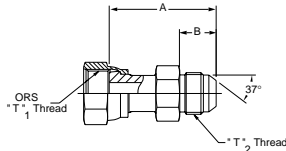
ORS/NPTF Cont.



ORS/ORS/Male NPTF Adapter
Part No. FF2001T(Size)
(Ref. SAE 520425)

Dash Size	Tube O.D.	Thread T1	Thread T2	A	B
0402S	.25	9/16-18	1/8-27	.85	.78
0404S	.25	9/16-18	1/4-18	.92	1.08
0604S	.38	11/16-16	1/4-18	.98	1.08
0606S	.38	11/16-16	3/8-18	1.04	1.21
0806S	.50	13/16-16	3/8-18	1.10	1.21
0808S	.50	13/16-16	1/2-14	1.21	1.53
1008S	.63	1-14	1/2-14	1.31	1.53
1206S	.75	13/16-12	3/8-18	1.47	1.46
1212S	.75	13/16-12	3/4-14	1.47	1.65
1216S	.75	13/16-12	1-11 1/2	1.63	2.03
1616S	1.00	17/16-12	1-11 1/2	1.64	2.03
2020S	1.25	1 11/16-12	1 1/4-11 1/2	1.76	2.41
2424S	1.50	2-12	1 1/2-11 1/2	1.92	2.70

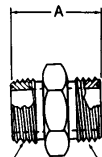
ORS TO SAE 37° FLARE



ORS Female Swivel/SAE 37° Male Flare
Part No. FF2209T(Size)

Dash Size	Tube O.D.	Thread T1	Thread T2	A	B
0412S	.25	9/16-18	11/16-12	1.99	.86
0612S	.38	11/16-16	11/16-12	2.07	.86
0808S	.50	13/16-16	3/4-16	2.03	.66
0812S	.50	13/16-16	11/16-12	2.25	.86
1212S	.75	13/16-12	11/16-12	2.44	.86
1616S	1.00	17/16-12	13/16-12	2.82	.91
2016S	1.25	1 11/16-12	15/16-12	2.88	.91

ORS/ORS



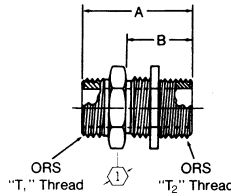
ORS/ORS Adapter
Part No. FF2000T(Size)
(Ref. SAE 520101)

Dash Size	Tube O.D.	Thread T1	Thread T2	A	B
0404S	.25	9/16-18	9/16-18	1.08	.62
0604S	.38	11/16-16	9/16-18	1.17	.75
0606S	.38	11/16-16	11/16-16	1.22	.75
0806S	.50	13/16-16	11/16-16	1.33	.88
0808S	.50	13/16-16	13/16-16	1.39	.88
1008S	.63	1-14	13/16-16	1.57	1.06
1010S	.63	1-14	1-14	1.68	1.06
1208S	.75	13/16-12	13/16-16	1.69	1.25
1210S	.75	13/16-12	1-14	1.80	1.25
1212S	.75	13/16-12	13/16-12	1.86	1.25
1612S	1.00	17/16-12	13/16-12	1.92	1.50
1616S	1.00	17/16-12	17/16-12	1.94	1.50
2020S	1.25	1 11/16-12	1 11/16-12	2.02	1.75
2424S	1.50	2-12	2-12	2.09	2.12

ORS/ORS Reducer Adapter
Part No. FF2281T(Size)
(Ref. SAE 520123)

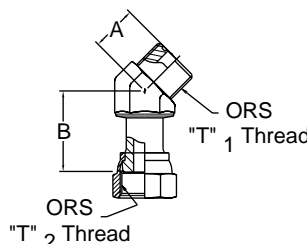
Dash Size	Tube O.D.	Thread T1	Thread T2	A	B
0406S	.38	9/16-18	11/16-16	.77	.81
0408S	.50	9/16-18	13/16-16	.86	.94
0410S	.63	9/16-18	1-14	.90	1.12
0412S	.75	9/16-18	1 3/16-12	.98	1.38
0608S	.50	11/16-16	13/16-16	.88	.94
0610S	.63	11/16-16	1-14	.95	1.12
0612S	.75	11/16-16	1 3/16-12	1.03	1.38
0810S	.63	13/16-16	1-14	1.02	1.12
0812S	.75	13/16-16	1 3/16-12	1.10	1.38
0816S	1.00	13/16-16	17/16-12	1.15	1.62
1224S	1.50	13/16-12	2-12	1.32	2.25
1620S	1.25	17/16-12	1 11/16-12	1.47	1.88
1624S	1.50	17/16-12	2-12	1.34	2.25

Available without nut, order by Part No. FF2151T(Size).



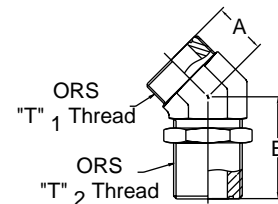
ORS/ORS Bulkhead Adapter
Part No. FF1994T(Size)
(Ref. SAE 520601)

Dash Size	Tube O.D.	Thread T1	Thread T2	A	B	
0404S	.25	9/16-18	9/16-18	1.90	1.24	.81
0606S	.38	11/16-16	11/16-16	2.09	1.34	1.00
0608S	.38	11/16-16	13/16-16	2.24	1.44	1.12
0808S	.50	13/16-16	13/16-16	2.30	1.44	1.12
1008S	.63	1-14	13/16-16	2.46	1.44	1.12
1010S	.63	1-14	1-14	2.62	1.60	1.31
1212S	.75	13/16-12	13/16-12	2.72	1.64	1.50
1616S	1.00	17/16-12	17/16-12	2.76	1.66	1.75
2016S	1.25	1 11/16-12	17/16-12	2.76	1.66	1.75
2020S	1.25	1 11/16-12	1 11/16-12	2.76	1.66	2.00
2424S	1.50	2-12	2-12	2.76	1.66	2.38



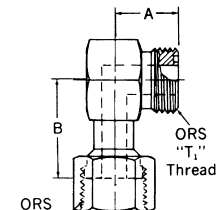
45° ORS/ORS Female Adapter
Part No. FF2133T(Size)

Dash Size	Tube O.D.	Thread T1	Thread T2	A	B
0606S	.38	11/16-16	11/16-16	.74	1.06
0808S	.50	13/16-16	13/16-16	.80	1.40
1010S	.63	1-14	1-14	.92	1.52
1212S	.75	13/16-12	13/16-12	1.02	1.67



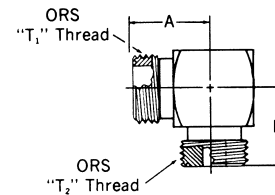
45° ORS/ORS Bulkhead Adapter
Part No. FF2144T(Size)
(Ref. SAE 520801)

Dash Size	Tube O.D.	Thread T1	Thread T2	A	B
0404S	.25	9/16-18	9/16-18	.63	1.73
0606S	.38	11/16-16	11/16-16	.74	1.91
0808S	.50	13/16-16	13/16-16	.80	2.01
1010S	.63	1-14	1-14	.92	2.23
1212S	.75	13/16-12	13/16-12	1.02	2.39
1616S	1.00	17/16-12	17/16-12	1.18	2.57
2020S	1.25	1 11/16-12	1 11/16-12	1.26	2.64
2424S	1.50	2-12	2-12	1.45	2.64



90° ORS/ORS Female Adapter
Part No. FF2098T(Size)
(Ref. SAE 520221)

Dash Size	Tube O.D.	Thread T1	Thread T2	A	B
0404S	.25	9/16-18	9/16-18	.85	1.04
0606S	.38	11/16-16	11/16-16	.98	1.15
0808S	.50	13/16-16	13/16-16	1.10	1.49
1010S	.63	1-14	1-14	1.31	1.62
1212S	.75	13/16-12	13/16-12	1.47	1.82
1616S	1.00	17/16-12	17/16-12	1.64	2.10
2020S	1.25	1 11/16-12	1 11/16-12	1.76	2.29
2424S	1.50	2-12	2-12	1.92	2.41

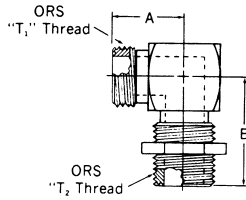


90° ORS/ORS Adapter
Part No. FF2035T(Size)
(Ref. SAE 520201)

Dash Size	Tube O.D.	Thread T1	Thread T2	A	B
0404S	.25	9/16-18	9/16-18	.85	.85
0604S	.38	11/16-16	9/16-18	.98	.92
0606S	.38	11/16-16	11/16-16	.98	.98
0804S	.50	13/16-16	9/16-18	1.10	.97
0806S	.50	13/16-16	11/16-16	1.10	1.04
0808S	.50	13/16-16	13/16-16	1.10	1.10
1010S	.63	1-14	1-14	1.31	1.31
1208S	.75	13/16-12	13/16-16	1.47	1.34
1212S	.75	13/16-12	13/16-12	1.47	1.47
1616S	1.00	17/16-12	17/16-12	1.64	1.64
2020S	1.25	1 11/16-12	1 11/16-12	1.76	1.76
2424S	1.50	2-12	2-12	1.92	1.92

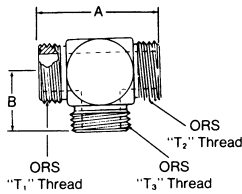
All dimensions in inches.

ORS/ORS Cont.



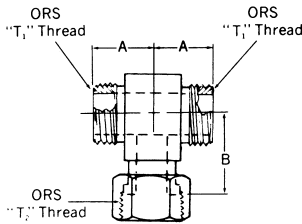
90° ORS/ORS Bulkhead Adapter
Part No. FF2030T(Size)
(Ref. SAE 520701)

Dash Size	Tube O.D.	Thread T1	Thread T2	A	B	E
0404S	.25	9/16-18	9/16-18	.89	1.85	.17
0606S	.38	11/16-16	11/16-16	1.02	2.05	.26
0806S	.50	13/16-16	11/16-16	1.14	2.12	.26
0808S	.50	13/16-16	13/16-16	1.14	2.18	.38
1010S	.63	1-14	1-14	1.36	2.48	.48
1212S	.75	1 3/16-12	1 3/16-12	1.52	2.65	.61
1616S	1.00	1 7/16-12	1 7/16-12	1.67	2.80	.81
2020S	1.25	1 11/16-12	1 11/16-12	1.79	2.97	1.03
2424S	1.50	2-12	2-12	1.95	3.13	1.26



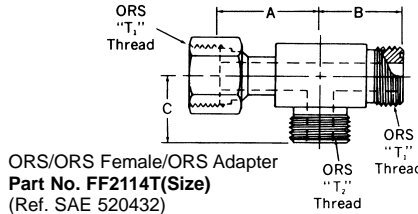
ORS/ORS/ORS Bulkhead Adapter
Part No. FF2033T (Size)
(Ref. SAE 520959)

Dash Size	Tube O.D.	Thread T1	Thread T2	Thread T3	A	B
0404S	.25	9/16-18	9/16-18	9/16-18	1.70	.85
0606S	.38	11/16-16	11/16-16	11/16-16	1.96	.98
0608S	.38	11/16-16	11/16-16	13/16-16	2.08	1.10
0808S	.50	13/16-16	13/16-16	13/16-16	2.20	1.10
1010S	.63	1-14	1-14	1-14	2.62	1.31
0004S	—	1 3/16-12	13/16-16	13/16-16	2.79	1.32
1212S	.75	1 3/16-12	1 3/16-12	1 3/16-12	2.94	1.47
1216S	.75	1 3/16-12	1 3/16-12	1 7/16-12	3.24	1.76
1616S	1.00	1 7/16-12	1 7/16-12	1 7/16-12	3.28	1.64
0003S	—	1 11/16-12	1 7/16-12	1 3/16-12	3.52	1.74
2016S	1.25	1 11/16-12	1 11/16-12	1 7/16-12	3.52	1.76
2020S	1.25	1 11/16-12	1 11/16-12	1 11/16-12	3.52	1.76
2424S	1.50	2-12	2-12	2-12	3.84	1.92



ORS/ORS/ORS Female Adapter
Part No. FF1857T(Size)
(Ref. SAE 520433)

Dash Size	Tube O.D.	Thread T1	Thread T2	A	B
0404S	.25	9/16-18	9/16-18	.85	1.04
0606S	.38	11/16-16	11/16-16	.98	1.15
0808S	.50	13/16-16	13/16-16	1.10	1.49
1010S	.63	1-14	1-14	1.31	1.62
1212S	.75	1 3/16-12	1 3/16-12	1.47	1.82
1616S	1.00	1 7/16-12	1 7/16-12	1.64	2.10
2020S	1.25	1 11/16-12	1 11/16-12	1.76	2.29
2424S	1.50	2-12	2-12	1.92	2.41

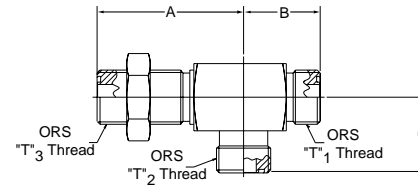


ORS/ORS Female/ORS Adapter
Part No. FF2114T(Size)
(Ref. SAE 520432)

Dash Size	Tube O.D.	Thread T1	Thread T2	A	B	C
0404S	.25	9/16-18	9/16-18	1.04	.85	.85
0606S	.38	11/16-16	11/16-16	1.15	.98	.98
0808S	.50	13/16-16	13/16-16	1.49	1.10	1.10
1010S	.63	1-14	1-14	1.62	1.31	1.31
0001S	—	1 3/16-12	9/16-18	1.82	1.47	1.19
1212S	.75	1 3/16-12	1 3/16-12	1.82	1.47	1.47
1616S	1.00	1 7/16-12	1 7/16-12	2.10	1.64	1.64
2020S	1.25	1 11/16-12	1 11/16-12	2.29	1.76	1.76
2424S	1.50	2-12	2-12	2.41	1.92	1.92

ORS/ORS/ORS Bulkhead Adapter
Part No. FF2033T (Size)
(Ref. SAE 520959)

Dash Size	Tube O.D.	Thread T1	Thread T2	Thread T3	A	B
0404S	.25	9/16-18	9/16-18	9/16-18	.88	1.85
0606S	.38	11/16-16	11/16-16	11/16-16	1.01	2.05
0808S	.50	13/16-16	13/16-16	13/16-16	1.13	2.18
1010S	.63	1-14	1-14	1-14	1.36	2.48
1212S	.75	1 3/16-12	1 3/16-12	1 3/16-12	1.60	2.65
1616S	1.00	1 7/16-12	1 7/16-12	1 7/16-12	1.67	2.80



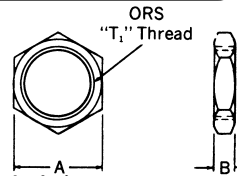
ORS - Bulkhead Run Tee
Part No. FF2174T(Size)
(Ref. SAE 520958)

Dash Size	Tube O.D.	Thread T1	Thread T2	Thread T3	A	B	C
0404S	.25	9/16-18	9/16-18	9/16-18	1.85	.89	.89
0606S	.38	11/16-16	11/16-16	11/16-16	2.05	1.02	1.01
0808S	.50	13/16-16	13/16-16	13/16-16	2.18	1.14	1.13
1212S	.75	1 3/16-12	1 3/16-12	1 3/16-12	2.16	1.60	1.60
1616S	1.00	1 7/16-12	1 7/16-12	1 7/16-12	2.80	1.67	1.67

ORS ACCESSORIES

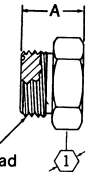
ORS Bulkhead Nut
Part No. FF9768-(Dash size)
(Ref. SAE 520118)

Dash Size	Tube O.D.	Thread T1	A	B
04S	.25	9/16-18	.81	.27
06S	.38	11/16-16	1.00	.31
08S	.50	13/16-16	1.12	.35
10S	.63	1-14	1.31	.41
12S	.75	1 3/16-12	1.50	.41
16S	1.00	1 7/16-12	1.75	.41
20S	1.25	1 11/16-12	2.00	.41
24S	1.50	2-12	2.38	.41



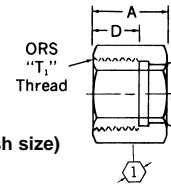
ORS Plug
Part No. FF9767-(Dash size) ORS
(Ref. SAE 520109)

Dash Size	Tube O.D.	Thread T1	A	B
04S	.25	9/16-18	.66	.62
06S	.38	11/16-16	.75	.75
08S	.50	13/16-16	.87	.88
10S	.63	1-14	1.02	1.06
12S	.75	1 3/16-12	1.08	1.25
16S	1.00	1 7/16-12	1.10	1.50
20S	1.25	1 11/16-12	1.10	1.75
24S	1.50	2-12	1.10	2.12



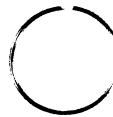
ORS Cap Assembly
Part No. FF9863-(Dash size)
(Ref. SAE 520112)

Dash Size	Tube O.D.	Thread T1	A	D	B
04S	.25	9/16-18	.66	.32	.69
06S	.38	11/16-16	.75	.38	.81
08S	.50	13/16-16	.90	.43	.94
10S	.63	1-14	1.00	.53	1.12
12S	.75	1 3/16-12	1.10	.57	1.38
16S	1.00	1 7/16-12	1.17	.58	1.62
20S	1.25	1 11/16-12	1.17	.58	1.88
24S	1.50	2-12	1.17	.58	2.25



ORS Cap (use with FC2326 Nut)
Part No. FF9766-(Dash size)

Dash Size	Tube O.D.	A	B	C	D
04S	.25	.34	.16	.50	.40
06S	.38	.37	.18	.62	.52
08S	.50	.47	.20	.74	.64
10S	.63	.47	.24	.92	.82
12S	.75	.53	.26	1.09	.94
14S	.88	.71	.45	1.09	.97
16S	1.00	.59	.28	1.34	1.13
20S	1.25	.59	.28	1.59	1.40
24S	1.50	.59	.28	1.91	1.71

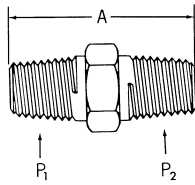


ORS Silver Braze Ring FF9075-(Size)

Part Number	Tube Size O.D. (inches)
FF9075-19	.25
FF9075-06	.38
FF9075-74	.50
FF9075-08	.63
FF9075-09	.75
FF9075-86	1.00
FF9075-87	1.25
FF9075-88	1.50

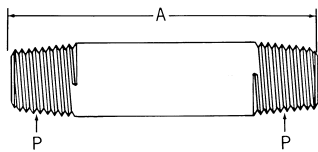
All dimensions in inches.

PIPE TO PIPE



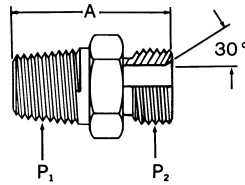
Nipple-External pipe/External pipe
Part No. 2083-(Dash size)
(Ref. SAE 140137)

Dash Size	Thread P ₁	Thread P ₂	A
2-2S	1/8-27	1/8-27	1.06
4-2S	1/4-18	1/8-27	1.26
4-4S	1/4-18	1/4-18	1.45
6-4S	3/8-18	1/4-18	1.45
6-6S	3/8-18	3/8-18	1.45
8-4S	1/2-14	1/4-18	1.70
8-6S	1/2-14	3/8-18	1.70
8-8S	1/2-14	1/2-14	1.89
12-6S	3/4-14	3/8-18	1.77
12-8S	3/4-14	1/2-14	1.96
12-12S	3/4-14	3/4-14	1.96
16-12S	1-11 1/2	3/4-14	2.15
16-16S	1-11 1/2	1-11 1/2	2.34
20-16S	1 1/4-11 1/2	1-11 1/2	2.45
20-20S	1 1/4-11 1/2	1 1/4-11 1/2	2.48
24-24S	1 1/2-11 1/2	1 1/2-11 1/2	2.61
32-32S	2-11 1/2	2-11 1/2	2.82



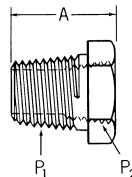
Nipple-External pipe/External pipe
Part No. 2084-(Dash size)

Dash Size	Thread P	A
2S-3/4	1/8-27	.75
2S-2	1/8-27	2.00
4S-7/8	1/4-18	.88
6S-1	3/8-18	1.00
6S-2	3/8-18	2.00
6S-3	3/8-18	3.00
6S-4	3/8-18	4.00
6S-6	3/8-18	6.00
8S-1 1/8	1/2-14	1.12
8S-2 1/2	1/2-14	2.50
12S-1 3/8	3/4-14	1.38
16S-1 1/2	1-11 1/2	1.50
20S-1 5/8	1 1/4-11 1/2	1.62
24S-1 3/4	1 1/2-11 1/2	1.75



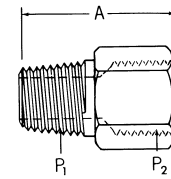
External pipe/External pipe (NPSM)
Part No. 2015-(Dash size)

Dash Size	Thread P ₁	Thread P ₂	A
8-8S	1/2-14	1/2-14	1.50
12-12S	3/4-14	3/4-14	1.62
16-16S	1-11 1/2	1-11 1/2	1.91
24-24S	1 1/2-11 1/2	1 1/2-11 1/2	2.14



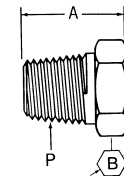
Reducer-External pipe/Internal pipe
Part No. 2081-(Dash size)
(Ref. SAE 140140)

Dash Size	Thread P ₁	Thread P ₂	A
4-2S	1/4-18	1/8-27	.85
6-2S	3/8-18	1/8-27	1.00
6-4S	3/8-18	1/4-18	.85
8-2S	1/2-14	1/8-27	1.10
8-4S	1/2-14	1/4-18	1.10
8-6S	1/2-14	3/8-18	1.12
12-4S	3/4-14	1/4-18	1.17
12-6S	3/4-14	3/8-18	1.17
12-8S	3/4-14	1/2-14	1.36
16-6S	1-11 1/2	3/8-18	1.36
16-8S	1-11 1/2	1/2-14	1.36
16-12S	1-11 1/2	3/4-14	1.49
20-12S	1 1/4-11 1/2	3/4-14	1.47
20-16S	1 1/4-11 1/2	1-11 1/2	1.61
24-12S	1 1/2-11 1/2	3/4-14	1.57
24-16S	1 1/2-11 1/2	1-11 1/2	1.57
24-20S	1 1/2-11 1/2	1 1/4-11 1/2	1.71
32-16S	2-11 1/2	1-11 1/2	1.75
32-20S	2-11 1/2	1 1/4-11 1/2	1.75
32-24S	2-11 1/2	1 1/2-11 1/2	1.75



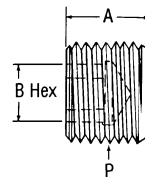
External pipe/Internal pipe
Part No. 2040-(Dash size)
(Ref. SAE 140139)

Dash Size	Thread P ₁	Thread P ₂	A
2-2S	1/8-27	1/8-27	1.04
2-4S	1/8-27	1/4-18	1.21
4-4S	1/4-18	1/4-18	1.39
4-6S	1/4-18	3/8-18	1.44
4-8S	1/4-18	1/2-14	1.68
6-6S	3/8-18	3/8-18	1.44
6-8S	3/8-18	1/2-14	1.68
8-8S	1/2-14	1/2-14	1.87
8-12S	1/2-14	3/4-14	1.93
12-12S	3/4-14	3/4-14	1.93
12-16S	3/4-14	1-11 1/2	2.18
16-16S	1-11 1/2	1-11 1/2	2.37
16-20S	1-11 1/2	1 1/4-11 1/2	2.46
20-20S	1 1/4-11 1/2	1 1/4-11 1/2	2.49
20-24S	1 1/4-11 1/2	1 1/2-11 1/2	2.50
24-24S	1 1/2-11 1/2	1 1/2-11 1/2	2.53
32-32S	2-11 1/2	2-11 1/2	2.66



External pipe/Plug
Part No. 2082-(Dash size)
(Ref. SAE 140109E)

Dash Size	Thread P ₁	A	B
2S	1/8-27	.58	.44
4S	1/4-18	.76	.56
6S	3/8-18	.79	.69
8S	1/2-14	.98	.88
12S	3/4-14	1.08	1.06
16S	1-11 1/2	1.27	1.31
20S	1 1/4-11 1/2	1.30	1.75
24S	1 1/2-11 1/2	1.33	2.00

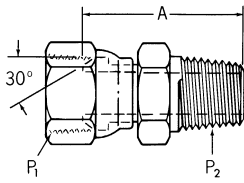


External pipe/Plug countersunk hex
Part No. 2222-(Dash size)
(Ref. SAE 140109N)

Dash Size	Thread P ₁	A	B
2S	1/8-27	.30	.19
4S	1/4-18	.46	.25
6S	3/8-18	.46	.31
8S	1/2-14	.61	.38

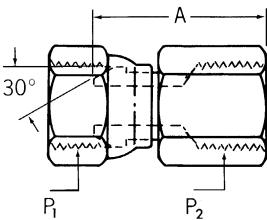
All dimensions in inches.

PIPE TO PIPE Cont.



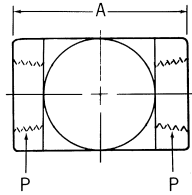
Internal pipe swivel (NPSM)/External pipe
Part No. 2045-(Dash size)
(Ref. SAE 140130)

Dash Size	Thread P ₁	Thread P ₂	A
2-2S	1/8-27	1/8-27	.96
2-4S	1/8-27	1/4-18	1.14
4-4S	1/4-18	1/4-18	1.26
4-6S	1/4-18	3/8-18	1.26
6-4S	3/8-18	1/4-18	1.26
6-6S	3/8-18	3/8-18	1.32
6-8S	3/8-18	1/2-14	1.58
8-6S	1/2-14	3/8-18	1.37
8-8S	1/2-14	1/2-14	1.62
8-12S	1/2-14	3/4-14	1.62
12-12S	3/4-14	3/4-14	1.75
12-16S	3/4-14	1-11 1/2	2.00
16-12S	1-11 1/2	3/4-14	1.76
16-16S	1-11 1/2	1-11 1/2	2.02
20-20S	1 1/4-11 1/2	1 1/4-11 1/2	2.08
24-24S	1 1/2-11 1/2	1 1/2-11 1/2	2.20
32-32S	2-11 1/2	2-11 1/2	2.39



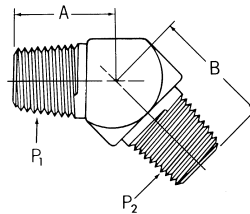
Internal pipe swivel (NPSM)/Internal pipe
Part No. 2046-(Dash size)
(Ref. SAE 140131)

Dash Size	Thread P ₁	Thread P ₂	A
2-2S	1/8-27	1/8-27	.84
2-4S	1/8-27	1/4-18	1.06
4-4S	1/4-18	1/4-18	1.30
4-6S	1/4-18	3/8-18	1.31
6-6S	3/8-18	3/8-18	1.33
6-8S	3/8-18	1/2-14	1.45
8-8S	1/2-14	1/2-14	1.56
12-12S	3/4-14	3/4-14	1.77
16-16S	1-11 1/2	1-11 1/2	2.06
20-20S	1 1/4-11 1/2	1 1/4-11 1/2	2.06
24-24S	1 1/2-11 1/2	1 1/2-11 1/2	2.18
32-32S	2-11 1/2	2-11 1/2	2.30



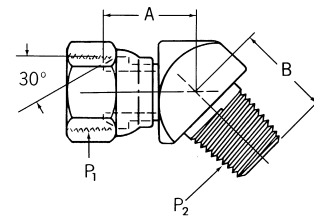
Coupling – Internal pipe/Internal pipe
Part No. 2096-(Dash size)
(Ref. SAE 140138)

Dash Size	Thread P	A
2S	1/8-27	.75
4S	1/4-18	1.13
6S	3/8-18	1.13
8S	1/2-14	1.50
12S	3/4-14	1.53
16S	1-11 1/2	1.89
20S	1 1/4-11 1/2	1.93
24S	1 1/2-11 1/2	1.93



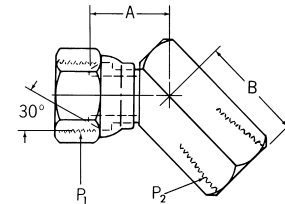
External pipe/External pipe
Part No. 2247-(Dash size)
(Ref. SAE 140337)

Dash Size	Thread P ₁	Thread P ₂	A	B
2-2S	1/8-27	1/8-27	.52	.52
4-4S	1/4-18	1/4-18	.86	.86
6-4S	3/8-18	1/4-18	.95	.95
6-6S	3/8-18	3/8-18	.95	.95
8-8S	1/2-14	1/2-14	1.13	1.17
12-12S	3/4-14	3/4-14	1.17	1.20
16-16S	1-11 1/2	1-11 1/2	1.20	1.48
20-20S	1 1/4-11 1/2	1 1/4-11 1/2	1.88	1.54



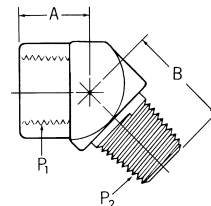
Internal pipe swivel (NPSM)/External pipe
Part No. 2049-(Dash size)
(Ref. SAE 140330)

Dash Size	Thread P ₁	Thread P ₂	A	B
2-2S	1/8-27	1/8-27	.67	.70
4-4S	1/4-18	1/4-18	.79	.79
6-6S	3/8-18	3/8-18	.92	1.09
6-8S	3/8-18	1/2-14	.92	1.41
8-6S	1/2-14	3/8-18	.91	1.09
8-8S	1/2-14	1/2-14	.91	1.33
12-12S	3/4-14	3/4-14	1.10	1.53
16-16S	1-11 1/2	1-11 1/2	1.26	1.53
20-20S	1 1/4-11 1/2	1 1/4-11 1/2	1.25	1.75
24-24S	1 1/2-11 1/2	1 1/2-11 1/2	1.41	2.00
32-32S	2-11 1/2	2-11 1/2	1.50	2.00



Internal pipe swivel (NPSM)/Internal pipe
Part No. 2050-(Dash size)
(Ref. SAE 140331)

Dash Size	Thread P ₁	Thread P ₂	A	B
4-4S	1/4-18	1/4-18	.79	.97
6-6S	3/8-18	3/8-18	.92	1.18
8-8S	1/2-14	1/2-14	.91	1.41
12-12S	3/4-14	3/4-14	1.10	1.53
16-16S	1-11 1/2	1-11 1/2	1.26	1.53
20-20S	1 1/4-11 1/2	1 1/4-11 1/2	1.45	1.81

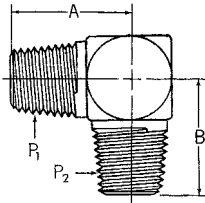


External pipe/Internal pipe
Part No. 2088-(Dash size)
(Ref. SAE 140339)

Dash Size	Thread P ₁	Thread P ₂	A	B
2-2S	1/8-27	1/8-27	.47	.72
4-4S	1/4-18	1/4-18	.62	1.05
6-6S	3/8-18	3/8-18	.72	1.06
8-8S	1/2-14	1/2-14	.91	1.34
12-12S	3/4-14	3/4-14	.97	1.38
16-16S	1-11 1/2	1-11 1/2	1.12	1.72

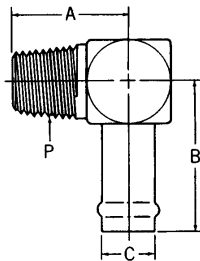
All dimensions in inches.

PIPE TO PIPE Cont.



External pipe/External pipe
Part No. 2085-(Dash size)
(Ref. SAE 140237)

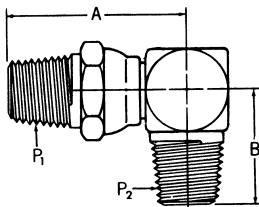
Dash Size	Thread P ₁	Thread P ₂	A	B
2-2S	1/8-27	1/8-27	.78	.78
4-4S	1/4-18	1/4-18	1.09	1.09
6-4S	3/8-18	1/4-18	1.22	1.22
6-6S	3/8-18	3/8-18	1.22	1.22
8-6S	1/2-14	3/8-18	1.47	1.28
8-8S	1/2-14	1/2-14	1.47	1.47
12-8S	3/4-14	1/2-14	1.59	1.59
12-12S	3/4-14	3/4-14	1.59	1.59
16-12S	1-11 1/2	3/4-14	1.97	1.78
16-16S	1-11 1/2	1-11 1/2	1.97	1.97



External pipe/Hose connector
Part No. FF1162-(Dash size)
(Ref. SAE 430260)

Dash Size	Tube O.D.	Thread P	A	B	C
0406S	.38	1/4-18	.96	1.54	.38
1212S	.75	3/4-14	1.41	1.83	.75
1616S	1.00	1-11 1/2	1.71	1.94	1.00
2020S	1.25	1 1/4-11 1/2	1.96	2.15	1.25

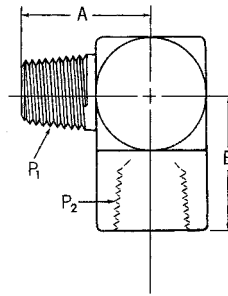
Clamp required.



External pipe swivel/External pipe
Part No. 2251-(Dash size)

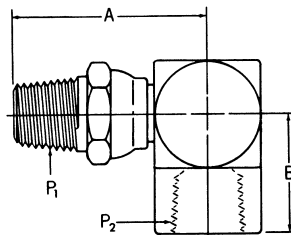
Dash Size	Thread P ₁	Thread P ₂	A	B
4-4S	1/4-18	1/4-18	1.72	1.09
6-6S	3/8-18	3/8-18	1.78	1.22
8-8S	1/2-14	1/2-14	2.14	1.47
12-12S	3/4-14	3/4-14	2.33	1.47

NOTE: The above adapter is not a rotating union or swivel joint. Care must be exercised to avoid misuse. To be used with petroleum or water glycol fluids.



External pipe/Internal pipe
Part No. 2089-(Dash size)
(Ref. SAE 140239)

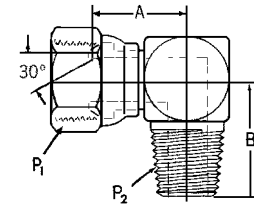
Dash Size	Thread P ₁	Thread P ₂	A	B
2-2S	1/8-27	1/8-27	.78	.66
2-4S	1/8-27	1/4-18	.90	.88
4-2S	1/4-18	1/8-27	1.09	.67
4-4S	1/4-18	1/4-18	1.09	.88
4-6S	1/4-18	3/8-18	1.22	1.02
6-4S	3/8-18	1/4-18	1.22	1.01
6-6S	3/8-18	3/8-18	1.22	1.02
6-8S	3/8-18	1/2-14	1.28	1.23
8-6S	1/2-14	3/8-18	1.47	1.01
8-8S	1/2-14	1/2-14	1.47	1.23
8-12S	3/4-14	1/2-14	1.59	1.36
12-8S	3/4-14	1/2-14	1.59	1.35
12-12S	3/4-14	3/4-14	1.59	1.36
16-16S	1-11 1/2	1-11 1/2	1.97	1.62
20-20S	1 1/4-11 1/2	1 1/4-11 1/2	2.38	1.70
24-24S	1 1/2-11 1/2	1 1/2-11 1/2	2.64	2.08



External pipe swivel/Internal pipe
Part No. 2252-(Dash size)

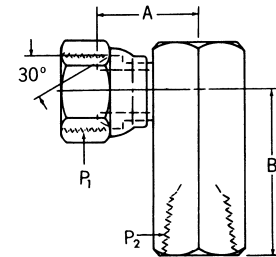
Dash Size	Thread P ₁	Thread P ₂	A	B
4-4S	1/4-18	1/4-18	1.72	.88
6-6S	3/8-18	3/8-18	1.69	1.02
8-8S	1/2-14	1/2-14	2.14	1.23
12-12S	3/4-14	3/4-14	2.25	1.36

NOTE: The above adapter is not a rotating swivel joint. Care must be exercised to avoid misuse. To be used with petroleum or water glycol fluids.



Internal pipe swivel (NPSM)/External pipe
Part No. 2047-(Dash size)
(Ref. SAE 140230)

Dash Size	Thread P ₁	Thread P ₂	A	B
2-2S	1/8-27	1/8-27	.71	1.03
4-4S	1/4-18	1/4-18	.91	1.28
4-6S	1/4-18	3/8-18	1.09	1.53
6-6S	3/8-18	3/8-18	1.09	1.53
6-8S	3/8-18	1/2-14	1.03	1.84
8-6S	1/2-14	3/8-18	1.08	1.65
8-8S	1/2-14	1/2-14	1.08	1.84
8-12S	1/2-14	3/4-14	1.24	2.03
12-8S	3/4-14	1/2-14	1.36	2.03
12-12S	3/4-14	3/4-14	1.36	2.03
12-16S	3/4-14	1-11 1/2	1.51	2.41
16-12S	1-11 1/2	3/4-14	1.53	2.22
16-16S	1-11 1/2	1-11 1/2	1.53	2.41
20-20S	1 1/4-11 1/2	1 1/4-11 1/2	1.82	2.65
24-24S	1 1/2-11 1/2	1 1/2-11 1/2	2.02	2.84
32-32S	2-11 1/2	2-11 1/2	2.37	3.34

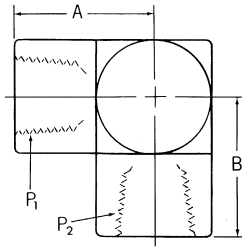


Internal pipe swivel (NPSM)/Internal pipe
Part No. 2048-(Dash size)
(Ref. SAE 140231)

Dash Size	Thread P ₁	Thread P ₂	A	B
4-4S	1/4-18	1/4-18	.91	.97
6-6S	3/8-18	3/8-18	1.09	1.09
8-8S	1/2-14	1/2-14	1.08	1.34
12-12S	3/4-14	3/4-14	1.36	1.53
16-16S	1-11 1/2	1-11 1/2	1.53	1.78
20-20S	1 1/4-11 1/2	1 1/4-11 1/2	1.82	2.03
24-24S	1 1/2-11 1/2	1 1/2-11 1/2	2.02	2.28

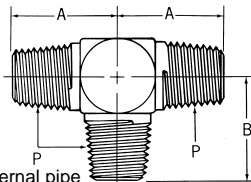
All dimensions in inches.

PIPE TO PIPE Cont.



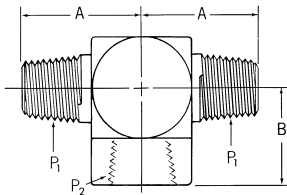
Internal pipe/Internal pipe
Part No. 2087-(Dash size)
(Ref. SAE 140238)

Dash Size	Thread P ₁	Thread P ₂	A	B
2-2S	1/8-27	1/8-27	.66	.66
4-2S	1/4-18	1/8-27	.88	.67
4-4S	1/4-18	1/4-18	.88	.88
6-4S	3/8-18	1/4-18	1.02	1.01
6-6S	3/8-18	3/8-18	1.02	1.02
8-6S	1/2-14	3/8-18	1.23	1.01
8-8S	1/2-14	1/2-14	1.23	1.23
12-8S	3/4-14	1/2-14	1.36	1.35
12-12S	3/4-14	3/4-14	1.36	1.36
16-12S	1-11 1/2	3/4-14	1.62	1.39
16-16S	1-11 1/2	1-11 1/2	1.62	1.62
20-20S	1 1/4-11 1/2	1 1/4-11 1/2	1.70	1.70
24-24S	1 1/2-11 1/2	1 1/2-11 1/2	2.08	2.08



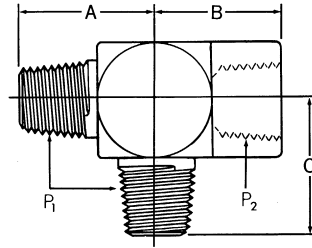
External pipe/External pipe
Part No. 2257-(Dash size)

Dash Size	Thread P ₁	A	B
2-2S	1/8-27	.78	.78
4-4S	1/4-18	1.09	1.09
6-6S	3/8-18	1.22	1.22
8-8S	1/2-14	1.47	1.47
12-12S	3/4-14	1.59	1.59
16-16S	1-11 1/2	1.97	1.97



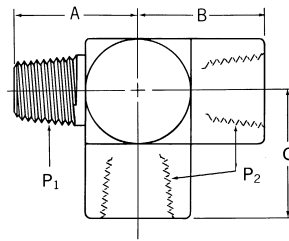
External pipe/Internal pipe
Part No. 2256-(Dash size)

Dash Size	Thread P ₁	Thread P ₂	A	B
2-2S	1/8-27	1/8-27	.78	.66
4-4S	1/4-18	1/4-18	1.09	.88
6-6S	3/8-18	3/8-18	1.22	1.02
8-8S	1/2-14	1/2-14	1.47	1.23
12-12S	3/4-14	3/4-14	1.59	1.36
16-16S	1-11 1/2	1-11 1/2	2.11	1.62



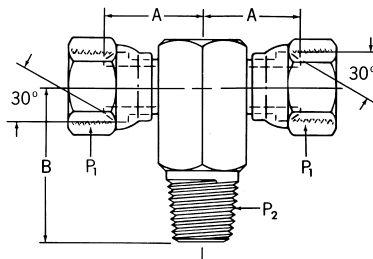
External pipe/Internal pipe
Part No. 2093-(Dash size)

Dash Size	Thread P ₁	Thread P ₂	A	B	C
2-2S	1/8-27	1/8-27	.78	.66	.78
4-4S	1/4-18	1/4-18	1.09	.88	1.09
6-6S	3/8-18	3/8-18	1.22	1.02	1.22
8-8S	1/2-14	1/2-14	1.47	1.23	1.47
12-12S	3/4-14	3/4-14	1.59	1.36	1.59
16-16S	1-11 1/2	1-11 1/2	1.97	1.62	1.97



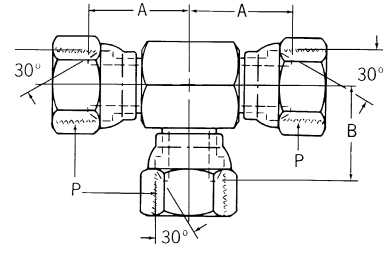
External pipe/Internal pipe
Part No. 2092-(Dash size)
(Ref. SAE 140424)

Dash Size	Thread P ₁	Thread P ₂	A	B	C
2-2S	1/8-27	1/8-27	.78	.66	.66
4-4S	1/4-18	1/4-18	1.09	.88	.88
6-6S	3/8-18	3/8-18	1.22	1.02	1.02
8-8S	1/2-14	1/2-14	1.47	1.23	1.23
12-12S	3/4-14	3/4-14	1.59	1.36	1.36
16-16S	1-11 1/2	1-11 1/2	1.97	1.62	1.62
20-20S	1 1/4-11 1/2	1 1/4-11 1/2	2.83	1.95	1.76



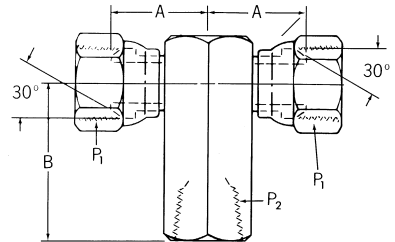
Internal pipe swivel (NPSM)/External pipe
Part No. 2254-(Dash size)

Dash Size	Thread P ₁	Thread P ₂	A	B
2-2S	1/8-27	1/8-27	.71	.92
4-4S	1/4-18	1/4-18	.91	1.23
6-6S	3/8-18	3/8-18	1.09	1.53
8-8S	1/2-14	1/2-14	1.00	1.81
12-12S	3/4-14	3/4-14	1.36	2.03
16-16S	1-11 1/2	1-11 1/2	1.34	2.38
20-20S	1 1/4-11 1/2	1 1/4-11 1/2	1.50	2.56



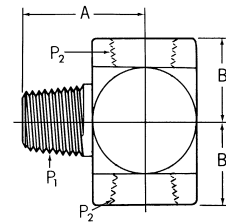
Internal pipe swivel (NPSM)
Part No. 2255-(Dash size)

Dash Size	Thread P	A	B
2-2S	1/8-27	.71	.71
4-4S	1/4-18	.91	.91
6-6S	3/8-18	1.09	1.09
8-8S	1/2-14	1.08	1.08
12-12S	3/4-14	1.36	1.36
16-16S	1-11 1/2	1.53	1.53



Internal pipe swivel (NPSM)/Internal pipe
Part No. 2253-(Dash size)

Dash Size	Thread P ₁	Thread P ₂	A	B
4-4S	1/4-18	1/4-18	1.08	.97
6-6S	3/8-18	3/8-18	1.26	1.09
8-8S	1/2-14	1/2-14	1.27	1.34
12-12S	3/4-14	3/4-14	1.59	1.53
16-16S	1-11 1/2	1-11 1/2	1.82	1.78

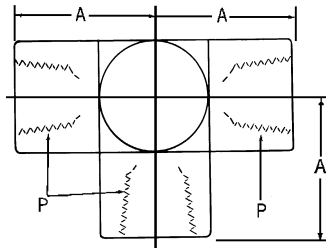


External pipe/Internal pipe
Part No. 2091-(Dash size)
(Ref. SAE 140425)

Dash Size	Thread P ₁	Thread P ₂	A	B
2-2S	1/8-27	1/8-27	.78	.66
4-4S	1/4-18	1/4-18	1.09	.88
6-6S	3/8-18	3/8-18	1.22	1.02
8-8S	1/2-14	1/2-14	1.47	1.23
12-12S	3/4-14	3/4-14	1.59	1.36
16-16S	1-11 1/2	1-11 1/2	1.97	1.62

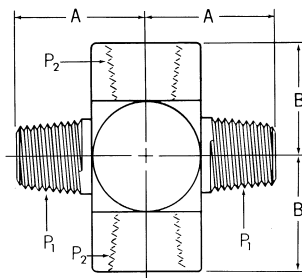
All dimensions in inches.

PIPE TO PIPE Cont.



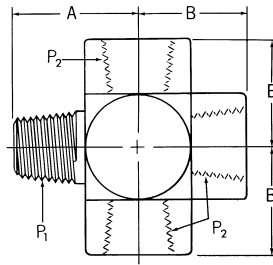
Internal pipe/Internal pipe
Part No. 2090-(Dash size)
(Ref. SAE 140438)

Dash Size	Thread P	A
2-2S	1/8-27	.66
4-4S	1/4-18	.88
6-6S	3/8-18	1.02
8-8S	1/2-14	1.23
12-12S	3/4-14	1.36
16-16S	1-11 1/2	1.62
20-20S	1 1/4-11 1/2	1.70
24-24S	1 1/2-11 1/2	2.08



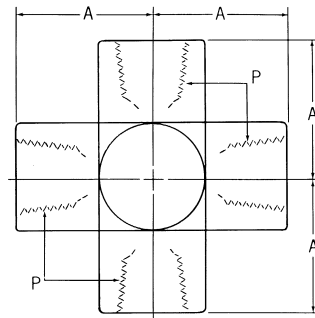
External pipe/Internal pipe
Part No. 208006-(Dash size)

Dash Size	Thread P ₁	Thread P ₂	A	B
4-4S	1/4-18	1/4-18	1.16	.88
6-6S	3/8-18	3/8-18	1.30	1.02
20-20S	1 1/4-11 1/2	1 1/4-11 1/2	2.65	1.70



External pipe/External pipe
Part No. 208007-(Dash size)

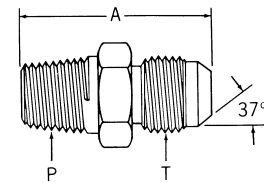
Dash Size	Thread P ₁	Thread P ₂	A	B
4-4S	1/4-18	1/4-18	1.16	.88
6-6S	3/8-18	3/8-18	1.30	1.02
8-8S	1/2-14	1/2-14	1.63	1.23
12-12S	3/4-14	3/4-14	1.73	1.36



Internal pipe/Internal pipe
Part No. 2080-(Dash size)

Dash Size	Thread P	A
2-2S	1/8-27	.66
4-4S	1/4-18	.88
6-6S	3/8-18	1.02
8-8S	1/2-14	1.23
12-12S	3/4-14	1.36
16-16S	1-11 1/2	1.62

PIPE TO 37° FLARE

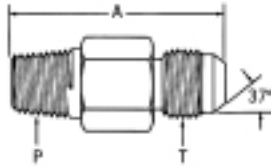


External pipe/37° flare
Part No. 2021-(Dash size)
(Ref. SAE 070102)

Dash Size	Tube O.D.	Thread P	Thread T	A
2-3S	.19	1/8-27	3/8-24	1.14
2-4S	.25	1/8-27	7/16-20	1.22
2-5S	.31	1/8-27	1/2-20	1.22
2-6S	.38	1/8-27	9/16-18	1.24
2-8S	.50	1/8-27	3/4-16	1.34
4-4S	.25	1/4-18	7/16-20	1.42
4-5S	.31	1/4-18	1/2-20	1.42
4-6S	.38	1/4-18	9/16-18	1.43
4-8S	.50	1/4-18	3/4-16	1.53
6-4S	.25	3/8-18	7/16-20	1.42
6-5S	.31	3/8-18	1/2-20	1.42
6-6S	.38	3/8-18	9/16-18	1.43
6-8S	.50	3/8-18	3/4-16	1.53
6-10S	.63	3/8-18	7/8-14	1.70
8-4S	.25	1/2-14	7/16-20	1.68
8-6S	.38	1/2-14	9/16-18	1.69
8-8S	.50	1/2-14	3/4-16	1.79
8-10S	.63	1/2-14	7/8-14	1.89
8-12S	.75	1/2-14	1 1/16-12	2.06
12-6S	.38	3/4-14	9/16-18	1.75
12-8S	.50	3/4-14	3/4-16	1.85
12-10S	.63	3/4-14	7/8-14	1.95
12-12S	.75	3/4-14	1 1/16-12	2.06
12-16S	1.00	3/4-14	1 5/16-12	2.11
16-12S	.75	1-11 1/2	1 1/16-12	2.25
16-16S	1.00	1-11 1/2	1 5/16-12	2.30
16-20S	1.25	1-11 1/2	1 5/8-12	2.42
16-24S	1.50	1-11 1/2	1 7/8-12	2.62
16-32S	2.00	1-11 1/2	2 1/2-12	3.02
20-12S	.75	1 1/4-11 1/2	1 1/16-12	2.36
20-16S	1.00	1 1/4-11 1/2	1 5/16-12	2.40
20-20S	1.25	1 1/4-11 1/2	1 5/8-12	2.45
20-24S	1.50	1 1/4-11 1/2	1 7/8-12	2.65
20-32S	2.00	1 1/4-11 1/2	2 1/2-12	3.05
24-12S	.75	1 1/2-11 1/2	1 1/16-12	2.46
24-16S	1.00	1 1/2-11 1/2	1 5/16-12	2.51
24-20S	1.25	1 1/2-11 1/2	1 5/8-12	2.55
24-24S	1.50	1 1/2-11 1/2	1 7/8-12	2.68
24-32S	2.00	1 1/2-11 1/2	2 1/2-12	3.08
32-32S	2.00	2-11 1/2	2 1/2-12	3.11

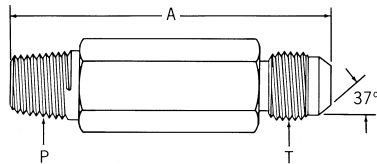
All dimensions in inches.

PIPE TO 37° FLARE Cont.



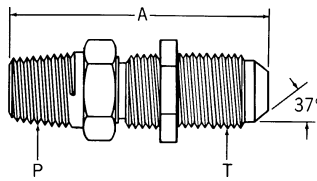
External pipe/37° flare
Part No. 202113-(Dash size)

Dash Size	Tube O.D.	Thread P	Thread T	A
2-4S	.25	1/8-27	7/16-20	1.81
2-5S	.31	1/8-27	1/2-20	1.94
4-4S	.25	1/4-18	7/16-20	2.25
4-5S	.31	1/4-18	1/2-20	2.25
4-6S	.38	1/4-18	9/16-18	2.25
6-6S	.38	3/8-18	9/16-18	2.50
6-8S	.50	3/8-18	3/4-16	2.75
8-10S	.63	1/2-14	7/8-14	3.12
8-12S	.75	1/2-14	1 1/16-12	3.28
12-12S	.75	3/4-14	1 1/16-12	3.50
16-16S	1.00	1-11 1/2	1 5/16-12	4.00
20-20S	1.50	1 1/4-11 1/2	1 5/8-12	4.50
24-24S	1.50	1 1/2-11 1/2	1 7/8-12	4.88
32-32S	2.00	2-11 1/2	2 1/2-12	5.62



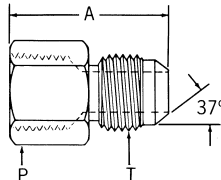
External pipe/37° flare
Part No. 202114-(Dash size)

Dash Size	Tube O.D.	Thread P	Thread T	A
2-4S	.25	1/8-27	7/16-20	2.56
2-5S	.31	1/8-27	1/2-20	2.81
4-4S	.25	1/4-18	7/16-20	3.25
4-5S	.31	1/4-18	1/2-20	3.25
4-6S	.38	1/4-18	9/16-18	3.25
6-8S	.50	3/8-18	3/4-16	4.00
8-6S	.38	1/2-14	9/16-18	4.17
8-10S	.63	1/2-14	7/8-14	4.38
12-12S	.75	3/4-14	1 1/16-12	5.00
12-16S	1.00	3/4-14	1 5/16-12	5.56
16-16S	1.00	1-11 1/2	1 5/16-12	5.75



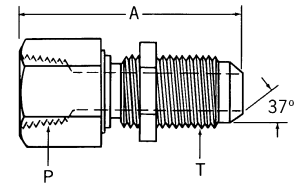
External pipe/37° flare bulkhead
Part No. 2240-(Dash size)

Dash Size	Tube O.D.	Thread P	Thread T	A
2-4S	.25	1/8-27	7/16-20	1.84
4-4S	.25	1/4-18	7/16-20	2.03
4-6S	.38	1/4-18	9/16-18	2.12
6-8S	.50	3/8-18	3/4-16	2.36
8-10S	.63	1/2-14	7/8-14	2.71
12-12S	.75	3/4-14	1 1/16-12	2.92
16-16S	1.00	1-11 1/2	1 5/16-12	3.11



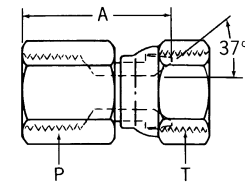
Internal pipe/37° flare
Part No. 2022-(Dash size)
(Ref. SAE 070103)

Dash Size	Tube O.D.	Thread P	Thread T	A
2-3S	.19	1/8-27	3/8-24	1.13
2-4S	.25	1/8-27	7/16-20	1.19
2-5S	.31	1/8-27	1/2-20	1.17
4-3S	.19	1/4-18	3/8-24	1.32
4-4S	.25	1/4-18	7/16-20	1.39
4-5S	.31	1/4-18	1/2-20	1.39
4-6S	.38	1/4-18	9/16-18	1.40
4-8S	.50	1/4-18	3/4-16	1.55
6-6S	.38	3/8-18	9/16-18	1.46
6-8S	.50	3/8-18	3/4-16	1.56
8-6S	.38	1/2-14	9/16-18	1.69
8-8S	.50	1/2-14	3/4-16	1.79
8-10S	.63	1/2-14	7/8-14	1.89
8-12S	.75	1/2-14	1 1/16-12	2.05
12-8S	.50	3/4-14	3/4-16	1.85
12-10S	.63	3/4-14	7/8-14	1.95
12-12S	.75	3/4-14	1 1/16-12	2.06
16-16S	1.00	1-11 1/2	1 5/16-12	2.35
20-16S	1.00	1 1/4-11 1/2	1 5/16-12	2.44
20-20S	1.25	1 1/4-11 1/2	1 5/8-12	2.49
24-24S	1.50	1 1/2-11 1/2	1 7/8-12	2.62
32-32S	2.00	2-11 1/2	2 1/2-12	2.97
40-40B	2.50	2 1/2-8	3-12	3.25



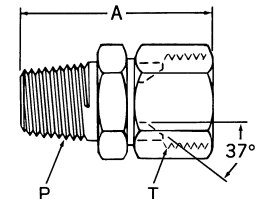
Internal pipe/37° flare bulkhead
Part No. 2239-(Dash size)
(Ref. SAE 070603)

Dash Size	Tube O.D.	Thread P	Thread T	A
2-4S	.25	1/8-27	7/16-20	2.08
6-8S	.50	3/8-18	3/4-16	2.48
8-10S	.63	1/2-14	7/8-14	2.84
12-12S	.75	3/4-14	1 1/16-12	3.05
16-16S	1.00	1-11 1/2	1 5/16-12	3.25



Internal pipe/37° flare swivel
Part No. 2242-(Dash size)

Dash Size	Tube O.D.	Thread P	Thread T	A
2-4S	.25	1/8-27	7/16-20	.85
2-5S	.31	1/8-27	1/2-20	.87
4-4S	.25	1/4-18	7/16-20	1.11
4-5S	.31	1/4-18	1/2-20	1.10
6-6S	.38	3/8-18	9/16-18	1.16
6-8S	.50	3/8-18	3/4-16	1.20
8-6S	.38	1/2-14	9/16-18	1.42
8-8S	.50	1/2-14	3/4-16	1.48
8-10S	.63	1/2-14	7/8-14	1.47
12-12S	.75	3/4-14	1 1/16-12	1.49
12-14S	.88	3/4-14	1 3/16-12	1.55
16-16S	1.00	1-11 1/2	1 5/16-12	1.85
20-20S	1.25	1 1/4-11 1/2	1 5/8-12	2.02

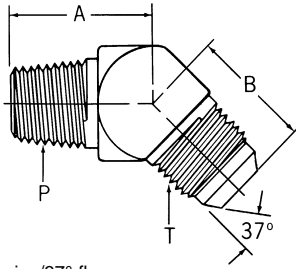


External pipe/37° flare swivel
Part No. 2018-(Dash size)

Dash Size	Tube O.D.	Thread P	Thread T	A
2-4S	.25	1/8-27	7/16-20	1.32
4-6S	.38	1/4-18	9/16-18	1.59
6-8S	.50	3/8-18	3/4-16	1.74
12-12S	.75	3/4-14	1 1/16-12	2.15
16-16S	1.00	1-11 1/2	1 5/16-12	2.54
20-20S	1.25	1 1/4-11 1/2	1 5/8-12	2.78

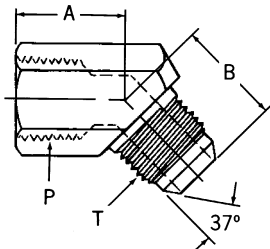
All dimensions in inches.

PIPE TO 37° FLARE Cont.



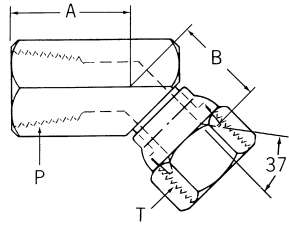
External pipe/37° flare
Part No. 2023-(Dash size)
(Ref. SAE 070302)

Dash Size	Tube O.D.	Thread P	Thread T	A	B
2-3S	.19	1/8-27	3/8-24	.58	.76
2-4S	.25	1/8-27	7/16-20	.58	.78
2-5S	.31	1/8-27	1/2-20	.64	.80
2-6S	.38	1/8-27	9/16-18	.72	.83
4-4S	.25	1/4-18	7/16-20	.86	.82
4-5S	.31	1/4-18	1/2-20	.86	.80
4-6S	.38	1/4-18	9/16-18	.86	.83
4-8S	.50	1/4-18	3/4-16	.95	1.04
6-4S	.25	3/8-18	7/16-20	.95	.79
6-6S	.38	3/8-18	9/16-18	.95	.88
6-8S	.50	3/8-18	3/4-16	.95	.98
6-10S	.63	3/8-18	7/8-14	.96	1.14
8-6S	.38	1/2-14	9/16-18	1.17	.91
8-8S	.50	1/2-14	3/4-16	1.17	1.00
8-10S	.63	1/2-14	7/8-14	1.17	1.11
8-12S	.75	1/2-14	1 1/16-12	1.20	1.39
12-8S	.50	3/4-14	3/4-16	1.20	1.10
12-10S	.63	3/4-14	7/8-14	1.20	1.22
12-12S	.75	3/4-14	1 1/16-12	1.20	1.28
12-16S	1.00	3/4-14	1 5/16-12	1.29	1.47
16-12S	.75	1-11 1/2	1 1/16-12	1.48	1.52
16-16S	1.00	1-11 1/2	1 5/16-12	1.48	1.47
16-20S	1.25	1-11 1/2	1 5/8-12	1.54	1.62
20-20S	1.25	1 1/4-11 1/2	1 5/8-12	1.54	1.69
24-24S	1.50	1 1/2-11 1/2	1 7/8-12	1.77	1.78
32-32S	2.00	2-11 1/2	2 1/2-12	2.11	2.22
40-40	2.50	2 1/2-8	3-12	2.78	1.89
48-48	3.00	3-8	3 1/2-12	2.94	2.05



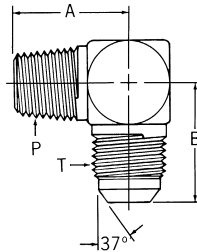
Internal pipe/37° flare
Part No. 2044-(Dash size)

Dash Size	Tube O.D.	Thread P	Thread T	A	B
4-6S	.38	1/4-18	9/16-18	.62	.83
6-8S	.50	3/8-18	3/4-16	.72	.98
8-10S	.63	1/2-14	7/8-14	.91	1.11
12-12S	.75	3/4-14	1 1/16-12	.97	1.28



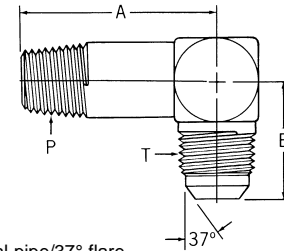
Internal pipe/37° flare swivel
Part No. 2243-(Dash size)

Dash Size	Tube O.D.	Thread P	Thread T	A	B
8-6S	.38	1/2-14	9/16-18	.91	.84
8-10S	.63	1/2-14	7/8-14	.91	.94



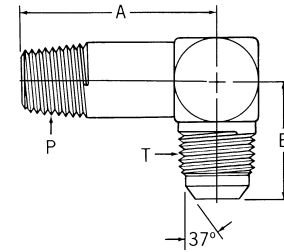
External pipe/37° flare
Part No. 2024-(Dash size)
(Ref. SAE 070202)

Dash Size	Tube O.D.	Thread P	Thread T	A	B
2-3S	.19	1/8-27	3/8-24	.72	.83
2-4S	.25	1/8-27	7/16-20	.78	.89
2-5S	.31	1/8-27	1/2-20	.78	.95
2-6S	.38	1/8-27	9/16-18	.90	1.06
4-4S	.25	1/4-18	7/16-20	1.09	1.05
4-5S	.31	1/4-18	1/2-20	1.09	1.05
4-6S	.38	1/4-18	9/16-18	1.09	1.06
4-8S	.50	1/4-18	3/4-16	1.22	1.25
6-4S	.25	3/8-18	7/16-20	1.22	1.12
6-5S	.31	3/8-18	1/2-20	1.22	1.12
6-6S	.38	3/8-18	9/16-18	1.22	1.14
6-8S	.50	3/8-18	3/4-16	1.22	1.25
6-10S	.63	3/8-18	7/8-14	1.28	1.45
6-12S	.75	3/8-18	1 1/16-12	1.40	1.66
8-4S	.25	1/2-14	7/16-20	1.47	1.21
8-6S	.38	1/2-14	9/16-18	1.47	1.22
8-8S	.50	1/2-14	3/4-16	1.47	1.33
8-10S	.63	1/2-14	7/8-14	1.47	1.45
8-12S	.75	1/2-14	1 1/16-12	1.59	1.66
8-16S	1.00	1/2-14	1 5/16-12	1.78	1.81
12-6S	.38	3/4-14	9/16-18	1.59	1.31
12-8S	.50	3/4-14	3/4-16	1.59	1.42
12-10S	.63	3/4-14	7/8-14	1.59	1.54
12-12S	.75	3/4-14	1 1/16-12	1.59	1.66
12-16S	1.00	3/4-14	1 5/16-12	1.78	1.81
16-8S	.50	1-11 1/2	3/4-16	1.97	1.52
16-12S	.75	1-11 1/2	1 1/16-12	1.97	1.76
16-16S	1.00	1-11 1/2	1 5/16-12	1.97	1.81
16-20S	1.25	1-11 1/2	1 5/8-12	2.35	2.06
20-16S	1.00	1 1/4-11 1/2	1 5/16-12	2.38	2.01
20-20S	1.25	1 1/4-11 1/2	1 5/8-12	2.38	2.06
20-24S	1.50	1 1/4-11 1/2	1 7/8-12	2.61	2.33
24-20S	1.25	1 1/2-11 1/2	1 5/8-12	2.64	2.20
24-24S	1.50	1 1/2-11 1/2	1 7/8-12	2.64	2.33
24-32S	2.00	1 1/2-11 1/2	2 1/2-12	2.97	3.06
32-32S	2.00	2-11 1/2	2 1/2-12	3.00	3.06
40-40S	2.50	2 1/2-8	3-12	3.39	2.98



External pipe/37° flare
Part No. 202411-(Dash size)
(Ref. SAE 071502)

Dash Size	Tube O.D.	Thread P	Thread T	A	B
2-4S	.25	1/8-27	7/16-20	1.17	.89
2-5S	.31	1/8-27	1/2-20	1.17	.95
4-4S	.25	1/4-18	7/16-20	1.58	1.05
4-6S	.38	1/4-18	9/16-18	1.58	1.06
6-8S	.50	3/8-18	3/4-16	1.82	1.25
8-8S	.50	1/2-14	3/4-16	2.17	1.33
8-10S	.63	1/2-14	7/8-14	2.17	1.45
12-10S	.63	3/4-14	7/8-14	2.44	1.54
12-12S	.75	3/4-14	1 1/16-12	2.44	1.66
12-16S	1.00	3/4-14	1 5/16-12	2.82	1.81
16-16S	1.00	1-11 1/2	1 5/16-12	3.01	1.81
20-20S	1.25	1 1/4-11 1/2	1 5/8-12	3.59	2.06

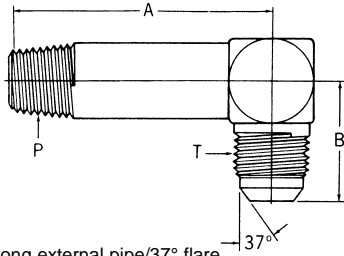


Long external pipe/37° flare
Part No. 202413-(Dash size)
(Ref. SAE 071602)

Dash Size	Tube O.D.	Thread P	Thread T	A	B
2-4S	.25	1/8-27	7/16-20	1.56	.89
2-5S	.31	1/8-27	1/2-20	1.63	.95
4-4S	.25	1/4-18	7/16-20	2.07	1.05
4-5S	.31	1/4-18	1/2-20	2.07	1.05
4-6S	.38	1/4-18	9/16-18	2.07	1.06
6-6S	.38	3/8-18	9/16-18	2.46	1.06
6-8S	.50	3/8-18	3/4-16	2.42	1.25
8-8S	.50	1/2-14	3/4-16	2.87	1.33
8-10S	.63	1/2-14	7/8-14	2.87	1.45
8-12S	.75	1/2-14	1 1/16-12	3.28	1.66
12-12S	.75	3/4-14	1 1/16-12	3.28	1.66
12-16S	1.00	3/4-14	1 5/16-12	3.86	1.81
12-20S	1.25	3/4-14	1 5/8-12	3.61	2.06
16-16S	1.00	1-11 1/2	1 5/16-12	4.05	1.81
20-20S	1.25	1 1/4-11 1/2	1 5/8-12	4.84	2.06

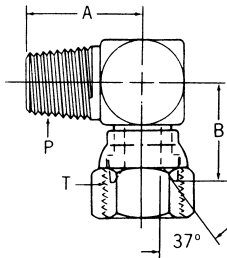
All dimensions in inches.

PIPE TO 37° FLARE Cont.



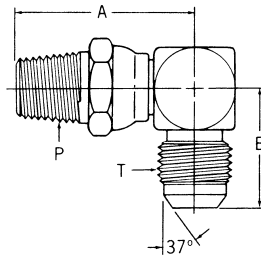
Extra long external pipe/37° flare
Part No. 202414-(Dash size)

Dash Size	Tube O.D.	Thread P	Thread T	A	B
2-4S	.25	1/8-27	7/16-20	2.31	.89
2-5S	.31	1/8-27	1/2-20	2.33	.95
4-4S	.25	1/4-18	7/16-20	2.99	.97
4-6S	.38	1/4-18	9/16-18	3.06	1.06
6-8S	.50	3/8-18	3/4-16	3.75	1.25
8-8S	.50	1/2-14	3/4-16	4.51	1.25
8-10S	.63	1/2-14	7/8-14	4.51	1.45
12-12S	.75	3/4-14	1 1/16-12	5.03	1.66
16-16S	1.00	1-11 1/2	1 5/16-12	6.37	1.81
20-20S	1.25	1 1/4-11 1/2	1 9/8-12	7.34	2.06



External pipe/37° flare swivel
Part No. 2250-(Dash size)

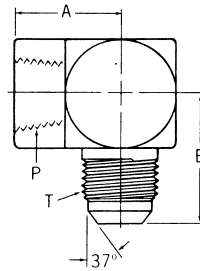
Dash Size	Tube O.D.	Thread P	Thread T	A	B
2-4S	.25	1/8-27	7/16-20	.78	.66
2-5S	.31	1/8-27	1/2-20	.78	.68
4-6S	.38	1/4-18	9/16-18	1.09	.88
6-6S	.38	3/8-18	9/16-18	1.22	.85
6-8S	.50	3/8-18	3/4-16	1.22	.96
8-8S	.50	1/2-14	3/4-16	1.47	1.00
8-10S	.63	1/2-14	7/8-14	1.47	1.12
12-8S	.50	3/4-14	3/4-16	1.59	1.17
12-12S	.75	3/4-14	1 1/16-12	1.59	1.19
12-14S	.88	3/4-14	1 3/16-12	1.69	1.20
16-16S	1.00	1-11 1/2	1 5/16-12	1.97	1.41
20-20S	1.25	1 1/4-11 1/2	1 9/8-12	2.38	1.68
24-24S	1.50	1 1/2-11 1/2	1 7/8-12	2.64	1.86



External pipe swivel/37° flare
Part No. 2249-(Dash size)

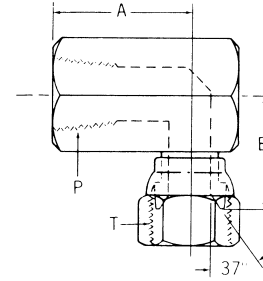
Dash Size	Tube O.D.	Thread P	Thread T	A	B
4-6S	.38	1/4-18	9/16-18	1.60	1.06
6-8S	.50	3/8-18	3/4-16	1.71	1.22
8-10S	.63	1/2-14	7/8-14	2.00	1.45
12-12S	.75	3/4-14	1 1/16-12	2.14	1.66

NOTE: The above adapter is not a rotating union or swivel joint. Care must be exercised to avoid misuse. To be used with petroleum or water glycol fluids.



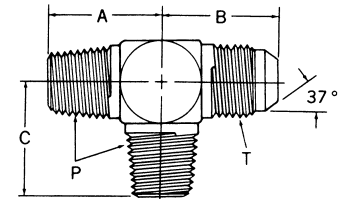
Internal pipe/37° flare
Part No. 2025-(Dash size)
(Ref. SAE 070203)

Dash Size	Tube O.D.	Thread P	Thread T	A	B
2-4S	.25	1/8-27	7/16-20	.66	1.08
2-5S	.31	1/8-27	1/2-20	.66	1.08
2-6S	.38	1/8-27	9/16-18	.67	1.23
4-4S	.25	1/4-18	7/16-20	.88	1.22
4-5S	.31	1/4-18	1/2-20	.88	1.22
4-6S	.38	1/4-18	9/16-18	.88	1.23
4-8S	.50	1/4-18	3/4-16	1.01	1.42
6-4S	.25	3/8-18	7/16-20	1.02	1.29
6-5S	.31	3/8-18	1/2-20	1.02	1.29
6-6S	.38	3/8-18	9/16-18	1.02	1.31
6-8S	.50	3/8-18	3/4-16	1.02	1.42
8-4S	.25	1/2-14	7/16-20	1.23	1.40
8-5S	.31	1/2-14	1/2-20	1.23	1.40
8-8S	.50	1/2-14	3/4-16	1.23	1.52
8-10S	.63	1/2-14	7/8-14	1.23	1.64
8-12S	.75	1/2-14	1 1/16-12	1.35	1.89
12-12S	.75	3/4-14	1 1/16-12	1.36	1.89
16-16S	1.00	1-11 1/2	1 5/16-12	1.62	2.17
20-20S	1.25	1 1/4-11 1/2	1 9/8-12	1.70	2.33
24-24S	1.50	1 1/2-11 1/2	1 7/8-12	2.08	2.89
32-32S	2.00	2-11 1/2	2 1/2-12	2.39	3.30



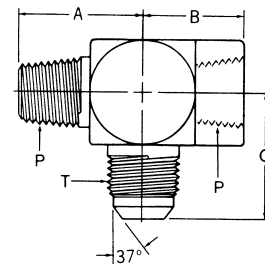
Internal pipe/37° flare swivel
Part No. 2244-(Dash size)

Dash Size	Tube O.D.	Thread P	Thread T	A	B
6-6S	.38	3/8-18	9/16-18	1.02	.92
8-6S	.38	1/2-14	9/16-18	1.23	1.03
8-8S	.50	1/2-14	3/4-16	1.23	1.08
8-10S	.63	1/2-14	7/8-14	1.23	1.12



External pipe/37° flare
Part No. 203007-(Dash size)

Dash Size	Tube O.D.	Thread P	Thread T	A	B	C
2-4S	.25	1/8-27	7/16-20	.78	.89	.78
4-6S	.38	1/4-18	9/16-18	1.09	1.06	1.09
6-8S	.50	3/8-18	3/4-16	1.22	1.25	1.22
8-10S	.63	1/2-14	7/8-14	1.47	1.45	1.47
12-12S	.75	3/4-14	1 1/16-12	1.59	1.66	1.59
16-16S	1.00	1-11 1/2	1 5/16-12	1.97	1.81	1.97
20-20S	1.25	1 1/4-11 1/2	1 9/8-12	2.40	2.20	2.38
24-24S	1.50	1 1/2-11 1/2	1 7/8-12	2.66	2.42	2.64

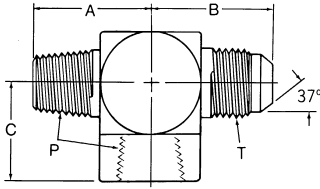


External pipe/Internal pipe/37° flare
Part No. 203301-(Dash size)

Dash Size	Tube O.D.	Thread P	Thread T	A	B	C
2-4S	.25	1/8-27	7/16-20	.78	.66	1.08
4-6S	.38	1/4-18	9/16-18	1.09	.88	1.23
6-8S	.50	3/8-18	3/4-16	1.22	1.02	1.42
8-10S	.63	1/2-14	7/8-14	1.47	1.23	1.64
12-12S	.75	3/4-14	1 1/16-12	1.59	1.36	1.89
16-16S	1.00	1-11 1/2	1 5/16-12	1.97	1.62	2.17

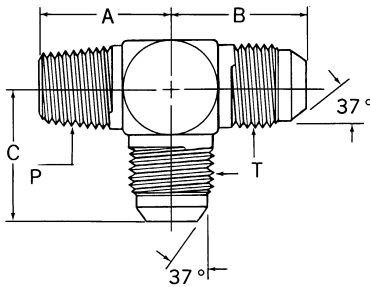
All dimensions in inches.

PIPE TO 37° FLARE Cont.



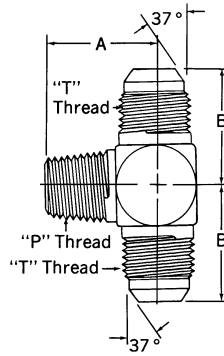
External pipe/37° flare/Internal pipe
Part No. 203103-(Dash size)

Dash Size	Tube O.D.	Thread P	Thread T	A	B	C
2-4S	.25	1/8-27	7/16-20	.78	1.08	.66
4-6S	.38	1/4-18	9/16-18	1.09	1.23	.88
6-6S	.38	3/8-18	9/16-18	1.22	1.31	1.02
6-8S	.50	3/8-18	3/4-16	1.22	1.42	1.02
8-10S	.63	1/2-14	7/8-14	1.47	1.64	1.23
12-12S	.75	3/4-14	1 1/16-12	1.59	1.89	1.36
16-16S	1.00	1-11 1/2	1 5/16-12	2.09	2.09	1.62
20-20S	1.25	1 1/4-11 1/2	1 5/8-12	2.57	2.38	1.70
32-32S	2.00	2-11 1/2	2 1/2-12	3.14	3.30	2.39



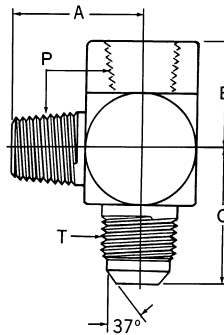
External pipe/37° flare
Part No. 2028-(Dash size)
(Ref. SAE 070424)

Dash Size	Tube O.D.	Thread P	Thread T	A	B	C
2-3S	.19	1/8-27	3/8-24	.72	.83	.83
2-4S	.25	1/8-27	7/16-20	.78	.89	.89
2-5S	.31	1/8-27	1/2-20	.82	.96	.95
4-4S	.25	1/4-18	7/16-20	1.09	1.05	1.05
4-5S	.31	1/4-18	1/2-20	1.09	1.05	1.05
4-6S	.38	1/4-18	9/16-18	1.09	1.06	1.06
6-6S	.38	3/8-18	9/16-18	1.22	1.14	1.14
6-8S	.50	3/8-18	3/4-16	1.22	1.25	1.25
8-8S	.50	1/2-14	3/4-16	1.47	1.33	1.33
8-10S	.63	1/2-14	7/8-14	1.47	1.45	1.45
8-12S	.75	1/2-14	1 1/16-12	1.59	1.66	1.66
12-10S	.63	3/4-14	7/8-14	1.59	1.54	1.54
12-12S	.75	3/4-14	1 1/16-12	1.59	1.66	1.66
16-16S	1.00	1-11 1/2	1 5/16-12	1.97	1.81	1.81
20-20S	1.25	1 1/4-11 1/2	1 5/8-12	2.38	2.19	2.06
24-24S	1.50	1 1/2-11 1/2	1 7/8-12	2.64	2.40	2.33
32-32S	2.00	2-11 1/2	2 1/2-12	3.00	3.15	3.06



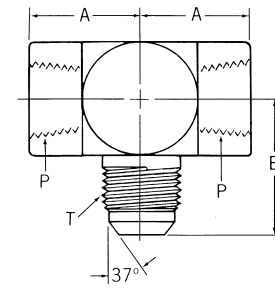
External pipe/37° flare
Part No. 20300-(Dash size)
(Ref. SAE 070425)

Dash Size	Tube O.D.	Thread P	Thread T	A	B
2-3S	.19	1/8-27	3/8-24	.72	.83
2-4S	.25	1/8-27	7/16-20	.78	.89
2-5S	.31	1/8-27	1/2-20	.80	.95
4-4S	.25	1/4-18	7/16-20	1.09	1.05
4-5S	.31	1/4-18	1/2-20	1.09	1.05
4-6S	.38	1/4-18	9/16-18	1.09	1.06
6-6S	.38	3/8-18	9/16-18	1.22	1.06
6-8S	.50	3/8-18	3/4-16	1.22	1.25
6-10S	.63	3/8-18	7/8-14	1.25	1.45
8-6S	.38	1/2-14	9/16-18	1.47	1.13
8-8S	.50	1/2-14	3/4-16	1.47	1.33
8-10S	.63	1/2-14	7/8-14	1.47	1.45
12-12S	.75	3/4-14	1 1/16-12	1.59	1.66
12-16S	1.00	3/4-14	1 5/16-12	1.78	1.81
16-16S	1.00	1-11 1/2	1 5/16-12	1.97	1.81
20-20S	1.25	1 1/4-11 1/2	1 5/8-12	2.38	2.20



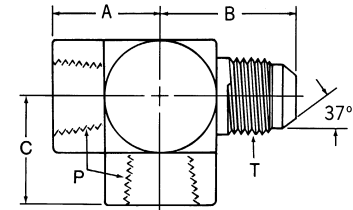
External pipe/Internal pipe/37° flare
Part No. 203006-(Dash size)

Dash Size	Tube O.D.	Thread P	Thread T	A	B	C
2-4S	.25	1/8-27	7/16-20	.78	.66	1.08
4-6S	.38	1/4-18	9/16-18	1.09	.88	1.23
6-8S	.50	3/8-18	3/4-16	1.22	1.02	1.42
8-10S	.63	1/2-14	7/8-14	1.47	1.23	1.64
12-12S	.75	3/4-14	1 1/16-12	1.59	1.36	1.89
16-16S	1.00	1-11 1/2	1 5/16-12	1.97	1.62	2.17
20-20S	1.25	1 1/4-11 1/2	1 5/8-12	2.38	1.70	2.33



Internal pipe/37° flare
Part No. 202901-(Dash size)

Dash Size	Tube O.D.	Thread P	Thread T	A	B
2-4S	.25	1/8-27	7/16-20	.66	1.08
4-6S	.38	1/4-18	9/16-18	.88	1.23
12-12S	.75	3/4-14	1 1/16-12	1.36	1.89
16-16S	1.00	1-11 1/2	1 5/16-12	1.62	2.17

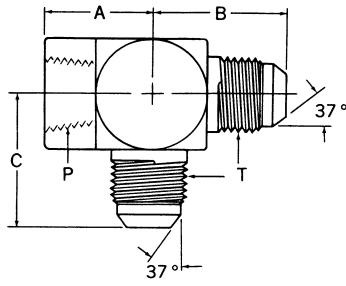


Internal pipe/37° flare
Part No. 203104-(Dash size)
(Ref. SAE 070427)

Dash Size	Tube O.D.	Thread P	Thread T	A	B	C
2-2S	.13	1/8-27	5/16-24	.66	1.00	.65
2-4S	.25	1/8-27	7/16-20	.66	1.08	.66
4-6S	.38	1/4-18	9/16-18	.88	1.23	.88
8-10S	.63	1/2-14	7/8-14	1.23	1.64	1.23
16-16S	1.00	1-11 1/2	1 5/16-12	1.62	2.17	1.62
20-20S	1.25	1 1/4-11 1/2	1 5/8-12	1.70	2.33	1.70
24-24S	1.50	1 1/2-11 1/2	1 7/8-12	2.08	2.89	2.08

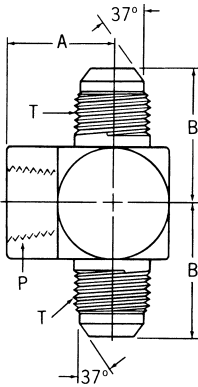
All dimensions in inches.

PIPE TO 37° FLARE Cont.



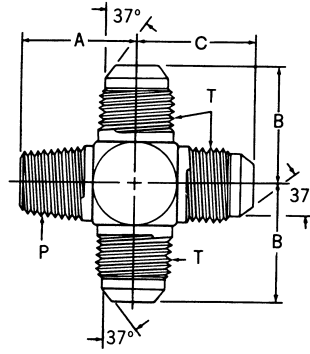
Internal pipe/37° flare
Part No. 2029-(Dash size)
(Ref. SAE 070426)

Dash Size	Tube O.D.	Thread P	Thread T	A	B	C
2-4S	.25	1/8-27	7/16-20	.66	1.08	.95
2-5S	.31	1/8-27	1/2-20	.66	1.08	.98
4-4S	.25	1/4-18	7/16-20	.88	1.00	1.00
4-6S	.38	1/4-18	9/16-18	.89	1.23	1.11
6-8S	.50	3/8-18	3/4-16	1.02	1.42	1.32
8-8S	.50	1/2-14	3/4-16	1.23	1.42	1.40
8-10S	.63	1/2-14	7/8-14	1.23	1.64	1.64
12-12S	.75	3/4-14	1 1/16-12	1.36	1.89	1.89
16-16S	1.00	1-11 1/2	1 5/16-12	1.62	2.17	2.09
20-20S	1.25	1 1/4-11 1/2	1 5/8-12	1.70	2.33	2.39
24-24S	1.50	1 1/2-11 1/2	1 7/8-12	2.08	2.89	2.61



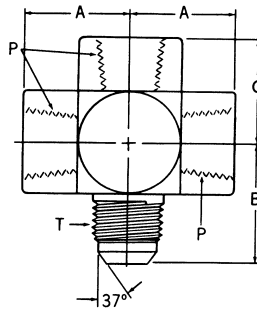
Internal pipe/37° flare swivel
Part No. 2031-(Dash size)
(Ref. SAE 070427)

Dash Size	Tube O.D.	Thread P	Thread T	A	B
2-3S	.19	1/8-27	3/8-24	.66	1.03
2-4S	.25	1/8-27	7/16-20	.66	1.08
2-5S	.31	1/8-27	1/2-20	.66	1.08
4-4S	.25	1/4-18	7/16-20	.88	1.22
4-6S	.38	1/4-18	9/16-18	.88	1.23
6-8S	.50	3/8-18	3/4-16	1.02	1.42
8-10S	.63	1/2-14	7/8-14	1.23	1.64
12-12S	.75	3/4-14	1 1/16-12	1.36	1.89
16-16S	1.00	1-11 1/2	1 5/16-12	1.62	2.09
20-20S	1.25	1 1/4-11 1/2	1 5/8-12	1.70	2.38
24-24S	1.50	1 1/2-11 1/2	1 7/8-12	2.08	2.58
32-32S	2.00	2-11 1/2	2 1/2-12	2.39	3.30



External pipe/37° flare
Part No. 202003-(Dash size)

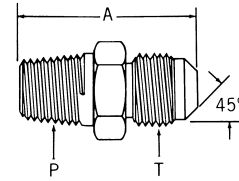
Dash Size	Tube O.D.	Thread P	Thread T	A	B	C
6-6S	.38	3/8-18	9/16-18	1.06	1.06	1.06
12-12S	.75	3/4-14	1 1/16-12	1.59	1.66	1.74



Internal pipe/37° flare
Part No. 202006-(Dash size)

Dash Size	Tube O.D.	Thread P	Thread T	A	B	C
8-10S	.63	1/2-14	7/8-14	1.17	1.64	1.23
12-12S	.75	3/4-14	1 1/16-12	1.36	1.89	1.36
20-20S	1.25	1 1/4-11 1/2	1 5/8-12	1.70	2.33	1.70
24-24S	1.50	1 1/2-11 1/2	1 7/8-12	2.08	2.89	2.08

PIPE TO 45° FLARE

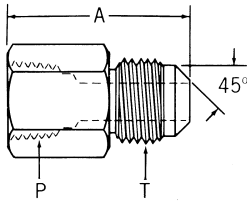


External pipe/45° flare
Part No. 2000-(Dash size)
(Ref. SAE 010102)

Dash Size	Tube O.D.	Thread P	Thread T	A
2-4B	.25	1/8-27	7/16-20	1.06
2-5B	.31	1/8-27	1/2-20	1.16
2-6B	.38	1/8-27	5/8-18	1.25
4-4B	.25	1/4-18	7/16-20	1.25
4-5B	.31	1/4-18	1/2-20	1.34
4-6B	.38	1/4-18	5/8-18	1.44
4-8B	.50	1/4-18	3/4-16	1.62
4-10B	.63	1/4-18	7/8-14	1.81
6-4B	.25	3/8-18	7/16-20	1.31
6-5B	.31	3/8-18	1/2-20	1.38
6-6B	.38	3/8-18	5/8-18	1.44
6-8B	.50	3/8-18	3/4-16	1.62
6-10B	.63	3/8-18	7/8-14	1.81
8-4B	.25	1/2-14	7/16-20	1.56
8-6B	.38	1/2-14	5/8-18	1.69
8-8B	.50	1/2-14	3/4-16	1.81
8-10B	.63	1/2-14	7/8-14	2.00
8-12B	.75	1/2-14	1 1/16-14	2.19
12-8B	.50	3/4-14	3/4-16	1.94
12-10B	.63	3/4-14	7/8-14	2.06
12-12B	.75	3/4-14	1 1/16-14	2.19

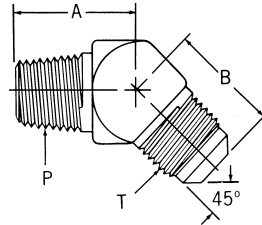
All dimensions in inches.

PIPE TO 45° FLARE Cont.



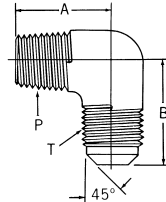
Internal pipe/45° flare
Part No. 2001-(Dash size)
(Ref. SAE 010103)

Dash Size	Tube O.D.	Thread P	Thread T	A
2-4B	.25	1/8-27	7/16-20	1.06
2-5B	.31	1/8-27	1/2-20	1.16
4-4B	.25	1/4-18	7/16-20	1.19
4-5B	.31	1/4-18	1/2-20	1.25
4-6B	.38	1/4-18	5/8-18	1.31
4-8B	.50	1/4-18	3/4-16	1.44
6-4B	.25	3/8-18	7/16-20	1.19
6-6B	.38	3/8-18	5/8-18	1.31
6-8B	.50	3/8-18	3/4-16	1.56
6-10B	.63	3/8-18	7/8-14	1.56
8-6B	.38	1/2-14	5/8-18	1.50
8-8B	.50	1/2-14	3/4-16	1.62
8-10B	.63	1/2-14	7/8-14	1.81
8-12B	.75	1/2-14	1 1/16-12	2.00
12-10B	.63	3/4-14	7/8-14	1.81
12-12B	.75	3/4-14	1 1/16-14	1.94



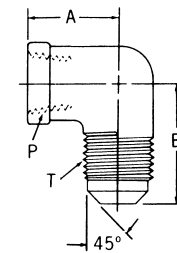
External pipe/45° flare
Part No. 2007-(Dash size)
(Ref. SAE 010302)

Dash Size	Tube O.D.	Thread P	Thread T	A	B
2-4B	.25	1/8-27	7/16-20	.64	.68
4-4B	.25	1/4-18	7/16-20	.86	.75
4-6B	.38	1/4-18	5/8-18	.86	.91
6-6B	.38	3/8-18	5/8-18	.94	.93
6-8B	.50	3/8-18	3/4-16	.88	1.07
8-6B	.38	1/2-14	5/8-18	1.17	.99
8-8B	.50	1/2-14	3/4-16	1.18	1.12
8-10B	.63	1/2-14	7/8-14	1.17	1.12



External pipe/45° flare
Part No. 2003-(Dash size)
(Ref. SAE 010202)

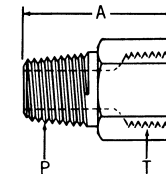
Dash Size	Tube O.D.	Thread P	Thread T	A	B
2-4B	.25	1/8-27	7/16-20	.79	.84
2-5B	.31	1/8-27	1/2-20	.78	.91
2-6B	.38	1/8-27	5/8-18	.88	1.00
4-4B	.25	1/4-18	7/16-20	.88	.81
4-5B	.31	1/4-18	1/2-20	.96	.98
4-6B	.38	1/4-18	5/8-18	.88	1.00
4-8B	.50	1/4-18	3/4-16	1.00	1.19
6-4B	.25	3/8-18	7/16-20	.91	.91
6-5B	.31	3/8-18	1/2-20	.91	1.00
6-6B	.38	3/8-18	5/8-18	.91	1.02
6-8B	.50	3/8-18	3/4-16	1.00	1.19
6-10B	.63	3/8-18	7/8-14	1.22	1.36
8-6B	.38	1/2-14	5/8-18	1.09	1.10
8-8B	.50	1/2-14	3/4-16	1.14	1.16
8-10B	.63	1/2-14	7/8-14	1.22	1.35
8-12B	.75	1/2-14	1 1/16-14	1.50	1.69
12-6B	.38	3/4-14	5/8-18	1.19	1.31
12-8B	.50	3/4-14	3/4-16	1.25	1.42
12-10B	.63	3/4-14	7/8-14	1.31	1.43
12-12B	.75	3/4-14	1 1/16-14	1.63	1.67



Internal pipe/45° flare
Part No. 2002-(Dash size)
(Ref. SAE 010203)

Dash Size	Tube O.D.	Thread P	Thread T	A	B
2-4B	.25	1/8-27	7/16-20	.46	.90
2-5B	.31	1/8-27	1/2-20	.59	1.00
4-4B	.25	1/4-18	7/16-20	.66	.97
4-5B	.31	1/4-18	1/2-20	1.06	1.06
4-6B	.38	1/4-18	5/8-18	.59	1.06
6-4B	.25	3/8-18	7/16-20	.57	1.03
6-6B	.38	3/8-18	5/8-18	1.09	1.06
6-8B	.50	3/8-18	3/4-16	1.14	1.16
6-10B	.63	3/8-18	7/8-14	1.22	1.35
8-8B	.50	1/2-14	3/4-16	.94	1.38
8-10B	.63	1/2-14	7/8-14	1.00	1.62
8-12B	.75	1/2-14	1 1/16-14	1.06	1.63
12-12B	.75	3/4-14	1 1/16-14	1.06	1.78

PIPE TO SAE O-RING

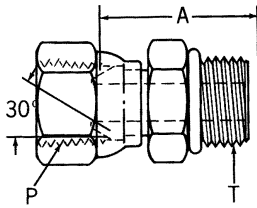


External pipe/SAE O-Ring boss (internal)
Part No. 2246-(Dash size)

Dash Size	Thread P	Thread T	A
2-4S	1/8-27	7/16-20	1.09
2-5S	1/8-27	1/2-20	1.09
4-6S	1/4-18	9/16-18	1.36
6-8S	3/8-18	3/4-16	1.45
8-10S	1/2-14	7/8-14	1.78
12-12S	3/4-14	1 1/16-12	1.92
12-14S	3/4-14	1 3/16-12	1.92
16-16S	1-11 1/2	1 9/16-12	2.13

All dimensions in inches.

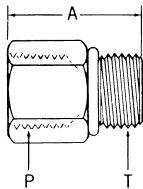
PIPE TO SAE O-RING



Internal pipe swivel (NPSM)/SAE O-Ring boss
Part No. 2066-(Dash size)

Dash Size	Thread P	Thread T	A	B
4-4S	1/4-18	7/16-20	1.05	
4-6S	1/4-18	9/16-18	1.14	
6-6S	3/8-18	9/16-18	1.14	
6-8S	3/8-18	3/4-16	1.19	
8-8S	1/2-14	3/4-16	1.23	
8-10S	1/2-14	7/8-14	1.30	
12-8S	3/4-14	3/4-16	1.49	
12-10S	3/4-14	7/8-14	1.55	
12-12S	3/4-14	1 1/16-12	1.58	
12-14S	3/4-14	1 3/16-12	1.58	
16-16S	1-11 1/2	1 5/16-12	1.59	
16-20S	1-11 1/2	1 5/8-12	1.59	

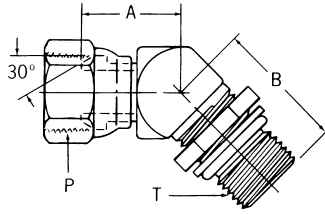
NOTE: Available without O-Ring. Order by Part No. 206604-(Dash size).



Internal pipe/SAE O-Ring boss
Part No. 2216-(Dash size)

Dash Size	Thread P	Thread T	A	B
2-4S	1/8-27	7/16-20	.92	
4-5S	1/4-18	1/2-20	1.20	
4-6S	1/4-18	9/16-18	1.24	
6-8S	3/8-18	3/4-16	1.25	
6-12S	3/8-18	1 1/16-12	1.34	
8-8S	1/2-14	3/4-16	1.65	
8-10S	1/2-14	7/8-14	1.54	
8-12S	1/2-14	1 1/16-12	1.72	
12-12S	3/4-14	1 1/16-12	1.67	
12-14S	3/4-14	1 3/16-12	1.68	
12-16S	3/4-14	1 5/16-12	1.00	
16-16S	1-11 1/2	1 5/16-12	1.91	
16-20S	1-11 1/2	1 5/8-12	1.00	
20-20S	1 1/4-11 1/2	1 5/8-12	2.00	
24-24S	1 1/2-11 1/2	1 7/8-12	2.00	
32-32S	2-11 1/2	2 1/2-12	2.10	

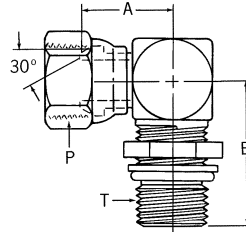
NOTE: Available without O-Ring. Order by Part no. 2216-1-(Dash size).



Internal pipe swivel (NPSM)/SAE O-Ring boss (adj.)
Part No. 2067-(Dash size)

Dash Size	Thread P	Thread T	A	B
6-6S	3/8-18	9/16-18	.92	1.20
6-8S	3/8-18	3/4-16	.92	1.33
8-8S	1/2-14	3/4-16	.91	1.39
8-10S	1/2-14	7/8-14	.91	1.55
12-8S	3/4-14	3/4-16	1.10	1.44
12-12S	3/4-14	1 1/16-12	1.10	1.76
12-16S	3/4-14	1 5/16-12	1.10	1.89
16-12S	1-11 1/2	1 1/16-12	1.26	1.89
16-16S	1-11 1/2	1 5/16-12	1.26	1.89

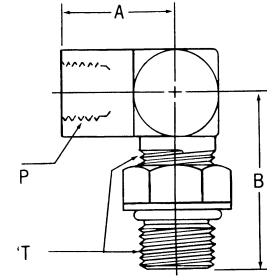
NOTE: Available without O-Ring. Order by Part No. 2067-1-(Dash size).



Internal pipe swivel (NPSM)/SAE O-Ring boss (adj.)
Part No. 2068-(Dash size)

Dash Size	Thread P	Thread T	A	B
4-4S	1/4-18	7/16-20	.91	1.16
4-6S	1/4-18	9/16-18	.73	1.25
6-6S	3/8-18	9/16-18	1.09	1.35
6-8S	3/8-18	3/4-16	1.09	1.48
8-8S	1/2-14	3/4-16	1.08	1.51
8-10S	1/2-14	7/8-14	1.08	1.67
12-8S	3/4-14	3/4-16	1.03	1.50
12-10S	3/4-14	7/8-14	1.09	1.70
12-12S	3/4-14	1 1/16-12	1.36	1.97
16-16S	1-11 1/2	1 5/16-12	1.53	2.12
20-16S	1 1/4-11 1/2	1 5/16-12	1.70	2.14
20-20S	1 1/4-11 1/2	1 5/8-12	1.62	2.39

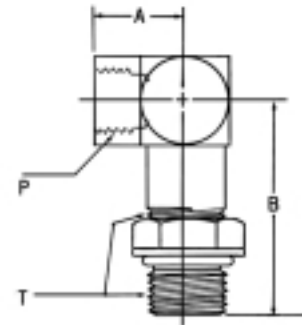
NOTE: Available without O-Ring. Order by Part No. 2068-1-(Dash size).



Internal pipe/SAE O-Ring boss (adj.)
Part No. 206801-(Dash size)

Dash Size	Thread P	Thread T	A	B
6-8S	3/8-18	3/4-16	1.02	1.62
8-8S	1/2-14	3/4-16	1.23	1.73
12-12S	3/4-14	1 1/16-12	1.36	2.17
16-16S	1-11 1/2	1 5/16-12	1.62	2.41

NOTE: Available without O-Ring. Order by Part No. 206801-1-(Dash size).



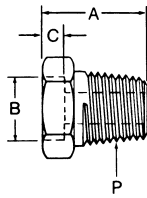
Internal pipe/SAE O-Ring boss (adj.)
Part No. 206804-(Dash size)

Dash Size	Thread P	Thread T	A	B
6-8S	3/8-18	3/4-16	1.02	2.97
8-10S	1/2-14	7/8-14	1.23	3.56
12-12S	3/4-14	1 1/16-12	1.36	4.12
16-16S	1-11 1/2	1 5/16-12	1.62	4.64

NOTE: Available without O-Ring. Order by Part No. 206804-1-(Dash size).

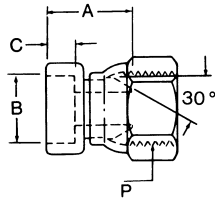
All dimensions in inches.

PIPE TO BRAZE & WELD



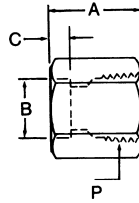
Braze port/External pipe
Part No. 73056-(Dash size)

Dash Size	Tube O.D.	Thread P	A	B	C
12-16S	1.00	3/4-14	1.13	1.00	.25
16S	1.00	1-11 1/2	1.32	1.00	.25
20-24S	1.50	1 1/4-11 1/2	1.35	1.50	.25
32S	2.00	2-11 1/2	1.53	2.00	.25



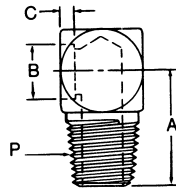
Braze port/Internal pipe swivel (NPSM)
Part No. 2261-(Dash size)

Dash Size	Tube O.D.	Thread P	A	B	C
6-8S	.50	3/8-18	.81	.50	.16
8-10S	.63	1/2-14	.89	.63	.25
8-12S	.75	1/2-14	.90	.75	.25
12-12S	.75	3/4-14	1.02	.75	.25
16-20S	1.25	1-11 1/2	1.03	1.25	.25
20-20S	1.25	1 1/4-11 1/2	1.06	1.25	.25



Braze port/Internal pipe
Part No. FF1026-(Dash size)

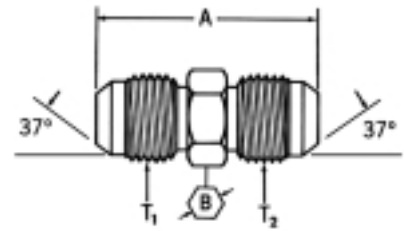
Dash Size	Tube O.D.	Thread P	A	B	C
0608S	.50	3/8-18	.95	.50	.16
1212S	.75	3/8-14	1.30	.75	.25
1216S	1.00	3/4-14	1.19	1.00	.25
1616S	1.50	1-11 1/2	1.53	1.00	.25
2424S	1.25	1 1/2-11 1/2	1.59	1.50	.25



Braze port/External pipe
Part No. FF1159-(Dash size)

Dash Size	Tube O.D.	Thread P	A	B	C
0406S	.38	1/4-18	.90	.38	.16
1212S	.75	3/4-14	1.51	.75	.25
1616S	1.00	1-11 1/2	1.94	1.00	.25
2020S	1.25	1 1/4-11 1/2	2.35	1.25	.25

SAE 37°(JIC) FLARE UNION

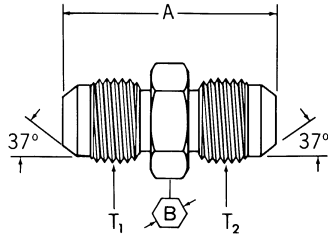


Union 37° flare/37° flare
Part No. 2027-(Dash size)
(Ref. SAE 070101)

Dash Size	Tube O.D.	Thread T ₁	Thread T ₂	A	B
3-3S	.19	3/8-24	3/8-24	1.23	.44
4-4S	.25	7/16-20	7/16-20	1.37	.50
5-4S		1/2-20	7/16-20	1.37	.56
5-5S	.31	1/2-20	1/2-20	1.37	.56
6-4S		9/16-18	7/16-20	1.40	.62
6-5S		9/16-18	1/2-20	1.40	.62
6-6S	.38	9/16-18	9/16-18	1.41	.62
8-4S		3/4-16	7/16-20	1.51	.81
8-6S		3/4-16	9/16-18	1.52	.81
8-8S	.50	3/4-16	3/4-16	1.62	.81
10-5S		7/8-14	1/2-20	1.67	.94
10-6S		7/8-14	9/16-18	1.68	.94
10-8S		7/8-14	3/4-16	1.78	.94
10-10S	.63	7/8-14	7/8-14	1.88	.94
12-8S		1 1/16-12	3/4-16	1.95	1.12
12-10S		1 1/16-12	7/8-14	2.05	1.12
12-12S	.75	1 1/16-12	1 1/16-12	2.16	1.12
14-14S	.83	1 3/16-12	1 3/16-12	2.21	1.25
16-12S		1 5/16-12	1 1/16-12	2.20	1.38
16-16S	1.00	1 5/16-12	1 5/16-12	2.25	1.38
20-20S	1.25	1 5/8-12	1 5/8-12	2.43	1.69
24-24S	1.50	1 7/8-12	1 7/8-12	2.75	2.00
32-32S	2.00	2 1/2-12	2 1/2-12	3.40	2.62

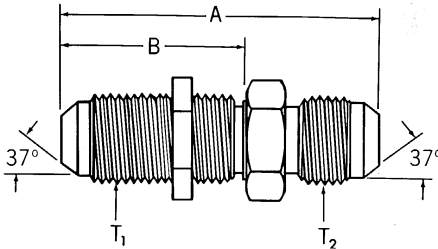
All dimensions in inches.

SAE 37°(JIC) FLARE UNION
Cont.



37° flare/37° flare (large hex)
Part No. 202712-(Dash size)
(Ref. SAE 070119)

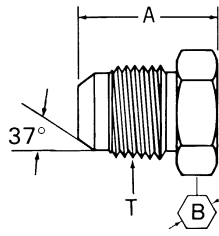
Dash Size	Tube O.D.	Thread T ₁	Thread T ₂	A	B
5-5S	.31	1/2-20	1/2-20	1.37	.75
6-4S		9/16-18	7/16-20	1.40	.81
6-5S		9/16-18	1/2-20	1.40	.81
8-8S	.50	3/4-16	3/4-16	1.62	1.00
10-8S		7/8-14	3/4-16	1.78	1.12
10-10S	.63	7/8-14	7/8-14	1.88	1.12
12-10S		1 1/16-12	7/8-14	2.05	1.38
12-12S	.75	1 1/16-12	1 1/16-12	2.16	1.38
16-12S		1 5/16-12	1 1/16-12	2.20	1.62
16-16S	1.00	1 5/16-12	1 5/16-12	2.25	1.62
24-24S	1.50	1 7/8-12	1 7/8-12	2.75	2.12



37° flare bulkhead/37° flare
Part No. 2041-(Dash size)
(Ref. SAE 070601)

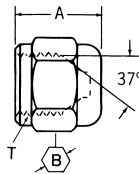
Dash Size	Tube O.D.	Thread T ₁	Thread T ₂	A	B
4-4S	.25	7/16-20	7/16-20	2.07	1.23
4-6S		7/16-20	9/16-18	2.10	1.23
5-5S	.31	1/2-20	1/2-20	2.07	1.23
6-6S	.38	9/16-18	9/16-18	2.18	1.31
8-8S	.50	3/4-16	3/4-16	2.44	1.47
10-10S	.63	7/8-14	7/8-14	2.74	1.61
12-12S		1 1/16-12	1 1/16-12	3.09	1.78
12-16S	1.00	1 1/16-12	1 5/16-12	3.14	1.78
16-16S	1.00	1 5/16-12	1 5/16-12	3.14	1.78
20-20S	1.25	1 5/8-12	1 5/8-12	3.31	1.83
24-24S	1.50	1 7/8-12	1 7/8-12	3.52	1.84

NOTE: Available without nut. Order by Part No. 2041-1-(Dash size).



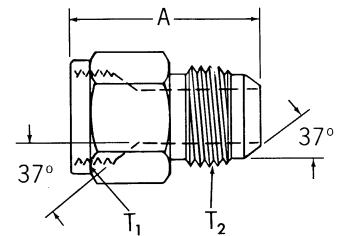
37° flare plug
Part No. 900599-(Dash size)
(Ref. SAE 070109)

Dash Size	Tube O.D.	Thread T	A	B
3S	.19	3/8-24	.73	.44
4S	.25	7/16-20	.80	.50
5S	.31	1/2-20	.80	.56
6S	.38	9/16-18	.84	.62
8S	.50	3/4-16	.94	.81
10S	.63	7/8-14	1.10	.94
12S	.75	1 1/16-12	1.28	1.12
16S	1.00	1 5/16-12	1.33	1.38
20S	1.25	1 5/8-12	1.45	1.69
24S	1.50	1 7/8-12	1.65	2.00
32S	2.00	2 1/2-12	2.05	2.62



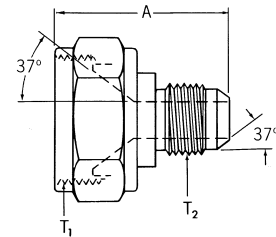
Cap nut
Part No. 210292-(Dash size)
(Ref. SAE 070112)

Dash Size	Tube O.D.	Thread T	A	B
3S	.19	3/8-24	.56	.44
4S	.25	7/16-20	.59	.56
5S	.31	1/2-20	.61	.62
6S	.38	9/16-18	.62	.69
8S	.50	3/4-16	.75	.88
10S	.63	7/8-14	.84	1.00
12S	.75	1 1/16-12	.91	1.25
16S	1.00	1 5/16-12	1.02	1.50
20S	1.25	1 5/8-12	1.06	2.00
24S	1.50	1 7/8-12	1.19	2.25
32S	2.00	2 1/2-12	1.44	2.88



37° flare (internal)/37° flare
Part No. 2215-(Dash size)

Dash Size	Tube O.D.	Thread T ₁	Thread T ₂	A
6-5S	.31	9/16-18	1/2-20	1.18
10-8S	.50	7/8-14	3/4-16	1.53
10-12S	.75	7/8-14	1/16-12	1.74
12-10S	.63	1 1/16-12	7/8-14	1.73
12-16S	1.00	1 1/16-12	1 5/16-12	2.00
16-20S	1.25	1 5/16-12	1 5/8-12	2.30
24-20S	1.25	1 7/8-12	1 5/8-12	2.30



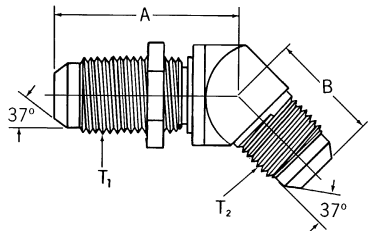
37° flare swivel (reducer)/37° flare
Part No. 221501-(Dash size)
(Ref. SAE 070123)

Dash Size	Male Tube O.D.	Thread T ₁	Thread T ₂	A
6-4S	.25	9/16-18	7/16-20	1.40
8-4S	.25	3/4-16	7/16-20	1.50
8-6S	.38	3/4-16	9/16-18	1.50
10-6S	.38	7/8-14	9/16-18	1.62
12-6S	.38	1 1/16-12	9/16-18	1.69
12-8S	.50	1 1/16-12	3/4-16	1.79
16-6S	.38	1 5/16-12	9/16-18	1.84
16-8S	.50	1 5/16-12	3/4-16	1.94
16-10S	.63	1 5/16-12	7/8-14	2.04
16-12S	.75	1 5/16-12	1 1/16-12	2.15
20-16S	1.00	1 5/8-12	1 5/16-12	2.23

NOTE: Available without nut. Order by Part No. FF1066-(Dash size).

All dimensions in inches.

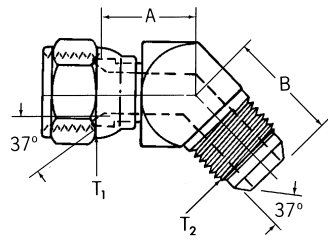
**SAE 37°(JIC) FLARE UNION
Cont.**



37° flare bulkhead/37° flare
Part No. 2042-(Dash size)
(Ref. SAE 070801)

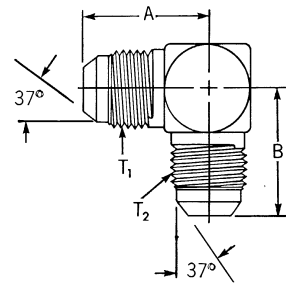
Dash Size	Tube O.D.	Thread T ₁	Thread T ₂	A	B
3-3S	.19	3/8-24	3/8-24	1.38	.72
4-4S	.25	7/16-20	7/16-20	1.53	.77
5-5S	.31	1/2-20	1/2-20	1.66	.75
6-6S	.38	9/16-18	9/16-18	1.67	.83
8-8S	.50	3/4-16	3/4-16	1.94	.98
10-10S	.63	7/8-14	7/8-14	2.17	1.11
12-12S	.75	1 1/16-12	1 1/16-12	2.36	1.41
16-16S	1.00	1 5/16-12	1 5/16-12	2.58	1.47
20-20S	1.25	1 7/8-12	1 7/8-12	2.53	1.69

NOTE: Available without nut. Order by Part No. 2042-1-(Dash size).



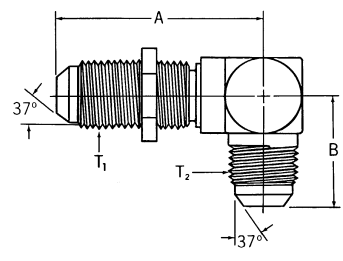
37° flare swivel/37° flare
Part No. 2070-(Dash size)
(Ref. SAE 070321)

Dash Size	Tube O.D.	Thread T ₁	Thread T ₂	A	B
4-4S	.25	7/16-20	7/16-20	.60	.72
5-5S	.31	1/2-20	1/2-20	.62	.77
6-6S	.38	9/16-18	9/16-18	.74	.83
8-8S	.50	3/4-16	3/4-16	.86	.98
10-10S	.63	7/8-14	7/8-14	.94	1.11
12-12S	.75	1 1/16-12	1 1/16-12	.94	1.28
16-16S	1.00	1 5/16-12	1 5/16-12	1.16	1.47



37° flare/37° flare
Part No. 2039-(Dash size)
(Ref. SAE 070201)

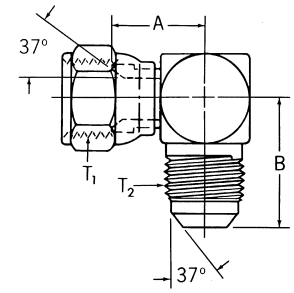
Dash Size	Tube O.D.	Thread T ₁	Thread T ₂	A	B
4-4S	.25	7/16-20	7/16-20	.89	.89
5-5S	.31	1/2-20	1/2-20	.95	.95
6-6S	.38	9/16-18	9/16-18	1.06	1.06
8-6S		3/4-16	9/16-16	1.25	1.14
8-8S	.50	3/4-16	3/4-16	1.25	1.25
10-10S	.63	7/8-14	7/8-14	1.45	1.45
12-12S	.75	1 1/16-12	1 1/16-12	1.66	1.66
16-12S		1 5/16-12	1 1/16-12	1.81	1.76
16-16S	1.00	1 5/16-12	1 5/16-12	1.81	1.81
20-20S	1.25	1 7/8-12	1 7/8-12	2.06	2.06
24-24S	1.50	1 7/8-12	1 7/8-12	2.33	2.33
32-32S	2.00	2 1/2-12	2 1/2-12	3.06	3.06



37° flare bulkhead/37° flare
Part No. 2043-(Dash size)
(Ref. SAE 070701)

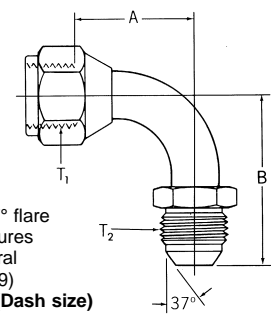
Dash Size	Tube O.D.	Thread T ₁	Thread T ₂	A	B
4-4S	.25	7/16-20	7/16-20	1.59	.97
5-5S	.31	1/2-20	1/2-20	1.72	1.06
6-6S	.38	9/16-18	9/16-18	1.81	1.09
8-8S	.50	3/4-16	3/4-16	2.11	1.36
10-10S	.63	7/8-14	7/8-14	2.39	1.56
12-12S	.75	1 1/16-12	1 1/16-12	2.67	1.78
16-16S	1.00	1 5/16-12	1 5/16-12	2.80	1.94
20-20S	1.25	1 7/8-12	1 7/8-12	3.12	2.20

NOTE: Available without nut. Order by Part No. 2043-1-(Dash size).



37° flare swivel/37° flare
Part No. 2071-(Dash size)
(Ref. SAE 070221)

Dash Size	Tube O.D.	Thread T ₁	Thread T ₂	A	B
4-4S	.25	7/16-20	7/16-20	.66	.89
4-6S	.38	7/16-20	9/16-18	.82	1.06
5-5S	.31	1/2-20	1/2-20	.68	.95
6-6S	.38	9/16-18	9/16-18	.88	1.06
8-8S	.50	3/4-16	3/4-16	.96	1.25
10-8S	.50	7/8-14	3/4-16	1.12	1.33
10-10S	.63	7/8-14	7/8-14	1.12	1.45
12-12S	.75	1 1/16-12	1 1/16-12	1.19	1.66
14-14S	.88	1 3/16-12	1 3/16-12	1.20	1.80
16-16S	1.00	1 5/16-12	1 5/16-12	1.41	1.81
20-20S	1.25	1 7/8-12	1 7/8-12	1.68	2.06
24-24S	1.50	1 7/8-12	1 7/8-12	1.86	2.33

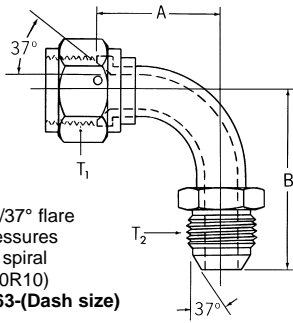


37° flare swivel/37° flare
(suitable for pressures through 4 light spiral hose - SAE 100R9)
Part No. 500454-(Dash size)

Dash Size	Tube O.D.	Thread T ₁	Thread T ₂	A	B
4S	.25	7/16-20	7/16-20	.68	1.12
5S	.31	1/2-20	1/2-20	.77	1.24
6S	.38	9/16-18	9/16-18	.85	1.31
8S	.50	3/4-16	3/4-16	1.09	1.66
10S	.63	7/8-14	7/8-14	1.23	1.82
12S	.75	1 1/16-12	1 1/16-12	1.82	2.49
16S	1.00	1 5/16-12	1 5/16-12	2.39	2.79
20S	1.25	1 7/8-12	1 7/8-12	2.75	3.14

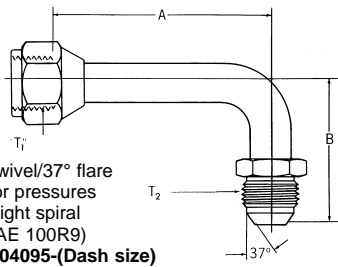
All dimensions in inches.

SAE 37°(JIC) FLARE UNION
Cont.



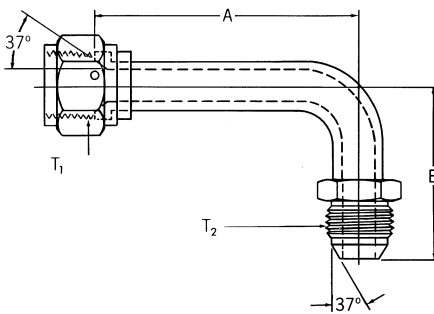
37° flare swivel/37° flare
(suitable for pressures
through heavy spiral
hose – SAE 100R10)
Part No. FF5163-(Dash size)

Dash Size	Tube O.D.	Thread T ₁	Thread T ₂	A	B
0808S	.50	3/4-16	3/4-16	1.87	2.16
1212S	.75	1 1/16-12	1 1/16-12	2.35	2.81
1616S	1.00	1 5/8-12	1 5/8-12	3.04	3.41
2020S	1.25	1 5/8-12	1 5/8-12	3.40	3.71
2424S	1.50	1 7/8-12	1 7/8-12	3.95	4.33



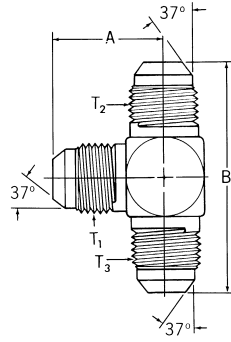
37° flare swivel/37° flare
(suitable for pressures
through 4 light spiral
hoses – SAE 100R9)
Part No. 504095-(Dash size)

Dash Size	Tube O.D.	Thread T ₁	Thread T ₂	A	B
4S	.25	7/16-20	7/16-20	1.80	1.12
5S	.31	1/2-20	1/2-20	1.77	1.24
6S	.38	9/16-18	9/16-18	2.18	1.31
8S	.50	3/4-16	3/4-16	2.43	1.78
10S	.63	7/8-14	7/8-14	2.57	2.07
12S	.75	1 1/16-12	1 1/16-12	3.73	2.49
16S	1.00	1 5/8-12	1 5/8-12	4.58	2.79
20S	1.25	1 5/8-12	1 5/8-12	5.53	3.14



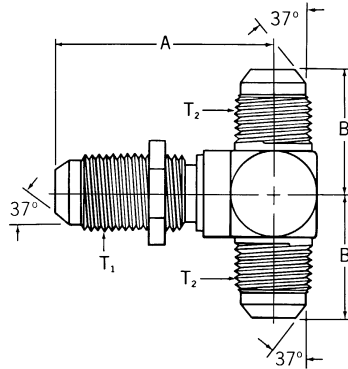
37° flare swivel/37° flare (suitable for pressures
through 4 heavy spiral hose – SAE 100R10)
Part No. FF5164-(Dash size)

Dash Size	Tube O.D.	Thread T ₁	Thread T ₂	A	B
0808S	.50	3/4-16	3/4-16	3.34	2.16
1212S	.75	1 1/16-12	1 1/16-12	4.41	2.81
1616S	1.00	1 5/8-12	1 5/8-12	5.24	3.41
2020S	1.25	1 5/8-12	1 5/8-12	6.48	3.71



37° flare/37° flare/37° flare
Part No. 2033-(Dash size)
(Ref. SAE 070401)

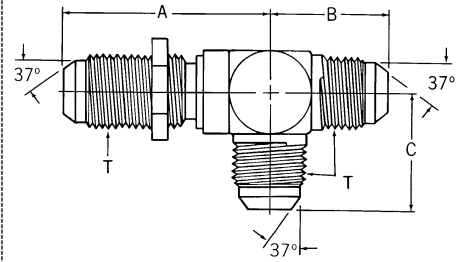
Dash Size	Thread T ₁	Thread T ₂	Thread T ₃	A	B
4-4S	7/16-20	7/16-20	7/16-20	.89	1.78
5-5S	1/2-20	1/2-20	1/2-20	.95	1.90
6-6S	9/16-18	9/16-18	9/16-18	1.06	2.10
8-6-6S	3/4-16	9/16-18	9/16-18	1.25	2.28
8-8S	3/4-16	3/4-16	3/4-16	1.25	2.50
8-12-12S	3/4-16	1 1/16-12	1 1/16-12	1.42	3.32
10-10S	7/8-14	7/8-14	7/8-14	1.45	2.90
12-12S	1 1/16-12	1 1/16-12	1 1/16-12	1.66	3.32
12-12-16S	1 1/16-12	1 1/16-12	1 5/8-12	1.84	3.65
16-16S	1 5/8-12	1 5/8-12	1 5/8-12	1.81	3.62
16-16-20S	1 5/8-12	1 5/8-12	1 5/8-12	2.08	4.06
20-12-16S	1 5/8-12	1 1/16-12	1 5/8-12	2.06	4.09
20-16-16S	1 5/8-12	1 5/8-12	1 5/8-12	2.06	4.22
20-20S	1 5/8-12	1 5/8-12	1 5/8-12	2.06	4.38



37° flare bulkhead/37° flare
Part No. 203002-(Dash size)
(Ref. SAE 070959)

Dash Size	Tube O.D.	Thread T ₁	Thread T ₂	A	B
4-4S	.25	7/16-20	7/16-20	1.59	.92
5-5S	.31	1/2-20	1/2-20	1.62	.95
6-6S	.38	9/16-18	9/16-18	1.81	1.06
8-8S	.50	3/4-16	3/4-16	2.11	1.24
10-10S	.63	7/8-14	7/8-14	2.39	1.44
12-12S	.75	1 1/16-12	1 1/16-12	2.67	1.72
16-16S	1.00	1 5/8-12	1 5/8-12	2.80	1.94

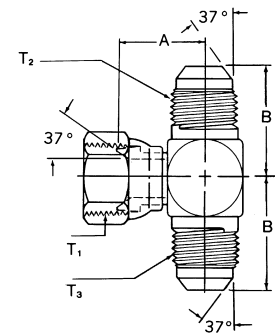
NOTE: Available without nut. Order by Part No.
203002-1-(Dash size).



37° flare bulkhead/37° flare
Part No. 203008-(Dash size)
(Ref. SAE 070958)

Dash Size	Tube O.D.	Thread T	A	B	C
6-6S	.38	9/16-18	1.81	1.09	1.09
8-8S	.50	3/4-16	2.11	1.36	1.36
12-12S	.75	1 1/16-12	2.67	1.66	1.66
16-16S	1.00	1 5/8-12	2.80	1.94	1.94
20-20S	1.25	1 5/8-12	3.12	2.19	2.06

NOTE: Available without nut. Order by Part No.
FF1065-(Dash size).

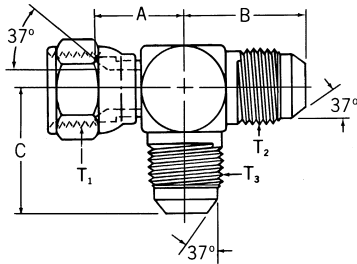


37° flare swivel/37° flare/37° flare
Part No. 203101-(Dash size)
(Ref. SAE 070433)

Dash Size	Thread T ₁	Thread T ₂	Thread T ₃	A	B
4-4S	7/16-20	7/16-20	7/16-20	.66	.89
6-6S	9/16-18	9/16-18	9/16-18	.88	1.05
8-8S	3/4-16	3/4-16	3/4-16	.96	1.25
10-10S	7/8-14	7/8-14	7/8-14	1.12	1.45
12-12S	1 1/16-12	1 1/16-12	1 1/16-12	1.19	1.66
16-16S	1 5/8-12	1 5/8-12	1 5/8-12	1.41	1.81
20-20S	1 5/8-12	1 5/8-12	1 5/8-12	1.55	2.06

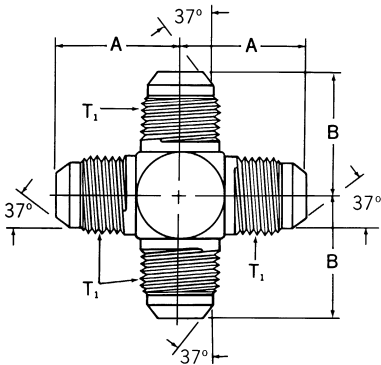
All dimensions in inches.

SAE 37°(JIC) FLARE UNION
Cont.



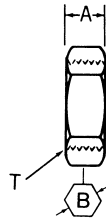
37° flare bulkhead/37° flare/37° flare
Part No. 203102-(Dash size)
(Ref. SAE 070432)

Dash Size	Tube O.D.	Thread T ₁	Thread T ₂	Thread T ₃	A	B	C
4-4S	.25	7/16-20	7/16-20	7/16-20	.66	.89	.89
5-5S	.31	1/2-20	1/2-20	1/2-20	.68	.95	.95
6-6S	.38	9/16-18	9/16-18	9/16-18	.88	1.06	1.06
8-8S	.50	3/4-16	3/4-16	3/4-16	.96	1.25	1.25
10-10S	.63	7/8-14	7/8-14	7/8-14	1.12	1.45	1.45
10-10-12S	7/8-14	7/8-14	1 1/16-12		1.13	1.54	1.66
12-12S	.75	1 1/16-12	1 1/16-12	1 1/16-12	1.19	1.66	1.66
16-16S	1.00	1 5/16-12	1 5/16-12	1 5/16-12	1.41	1.81	1.81
20-20S	1.25	1 5/8-12	1 5/8-12	1 5/8-12	1.68	2.06	2.06



37° flare
Part No. 2020-(Dash size)
(Ref. SAE 070501)

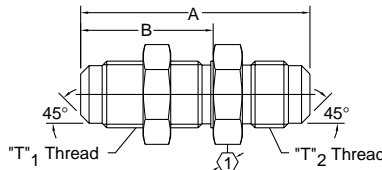
Dash Size	Tube O.D.	Thread T ₁	A	B
4-4S	.25	7/16-20	.89	.89
5-5S	.31	1/2-20	.95	.95
6-6S	.38	9/16-18	1.06	1.06
8-8S	.50	3/4-16	1.25	1.25
10-10S	.63	7/8-14	1.45	1.45
12-12S	.75	1 1/16-12	1.66	1.74
16-16S	1.00	1 5/16-12	1.81	1.96



Bulkhead Lock Nut
Part No. 210212-(Dash size)
(Ref. SAE 070118)

Dash Size	Tube O.D.	Thread T	A	B
4S	.25	7/16-20	.25	.69
5S	.31	1/2-20	.25	.75
6S	.38	9/16-18	.27	.81
8S	.50	3/4-16	.31	1.00
10S	.63	7/8-14	.36	1.12
12S	.75	1 1/16-12	.41	1.38
16S	1.00	1 5/16-12	.41	1.62
20S	1.25	1 5/8-12	.41	1.88
24S	1.50	1 7/8-12	.41	2.12

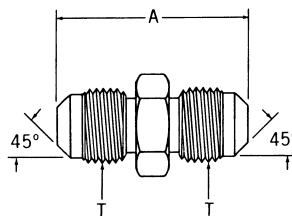
SAE 45° FLARE UNION



SAE 45° Flare Bulkhead/45° Flare
Part No. 2056-(Dash size)

Dash Size	Tube O.D.	Thread T ₁	Thread T ₂	A	B	Y
10-10S	.63	7/8-14	7/8-14	2.99	1.73	1.12

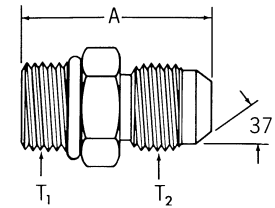
Note: Available without nut. Order by Part No. 2056-1-(Dash size)



45° flare/45° flare
Part No. 2060-(Dash size)
(Ref. SAE 010101)

Dash Size	Tube O.D.	Thread T	A
2-2B	.13	5/16-24	.92
3-3B	.19	3/8-24	1.06
4-4B	.25	7/16-20	1.19
5-5B	.31	1/2-20	1.34
6-6B	.38	5/8-18	1.50
8-8B	.50	3/4-16	1.81
10-10B	.63	7/8-14	2.12
12-12B	.75	1 1/16-14	2.44

SAE O-RING TO 37° FLARE



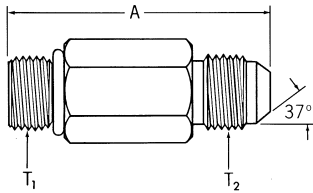
SAE O-ring boss/37° flare
Part No. 202702-(Dash size)
(Ref. SAE 070120)

Dash Size	Tube O.D.	Thread T ₁	Thread T ₂	A	B
4-4S	.25	7/16-20	7/16-20	1.23	
4-6S	.38	7/16-20	9/16-18	1.27	
4-8S	.50	7/16-20	3/4-16	1.49	
5-5S	.31	1/2-20	1/2-20	1.23	
5-6S	.38	1/2-20	9/16-18	1.27	
6-4S	.25	9/16-18	7/16-20	1.29	
6-6S	.38	9/16-18	9/16-18	1.30	
6-8S	.50	9/16-18	3/4-16	1.44	
6-10S	.63	9/16-18	7/8-14	1.71	
8-4S	.25	3/4-16	7/16-20	1.37	
8-5S	.31	3/4-16	1/2-20	1.37	
8-6S	.38	3/4-16	9/16-18	1.38	
8-8S	.50	3/4-16	3/4-16	1.48	
8-10S	.63	3/4-16	7/8-14	1.64	
8-12S	.75	3/4-16	1 1/16-12	1.94	
10-4S	.25	7/8-14	7/16-20	1.49	
10-6S	.38	7/8-14	9/16-18	1.50	
10-8S	.50	7/8-14	3/4-16	1.60	
10-10S	.63	7/8-14	7/8-14	1.70	
10-12S	.75	7/8-14	1 1/16-12	1.88	
10-16S	1.00	7/8-14	1 5/8-12	2.07	
12-6S	.38	1 1/16-12	9/16-18	1.66	
12-8S	.50	1 1/16-12	3/4-16	1.76	
12-10S	.63	1 1/16-12	7/8-14	1.86	
12-12S	.75	1 1/16-12	1 1/16-12	1.97	
12-14S	.88	1 1/16-12	1 3/16-12	1.99	
12-16S	1.00	1 1/16-12	1 5/8-12	2.04	
12-20S	1.25	1 1/16-12	1 5/8-12	2.30	
14-10S	.63	1 3/16-12	7/8-14	1.86	
14-12S	.75	1 3/16-12	1 1/16-12	1.96	
14-16S	1.00	1 3/16-12	1 5/8-12	2.04	
16-8S	.50	1 5/16-12	3/4-16	1.79	
16-10S	.63	1 5/16-12	7/8-14	1.89	
16-12S	.75	1 5/16-12	1 1/16-12	1.99	
16-16S	1.00	1 5/16-12	1 5/8-12	2.04	
16-20S	1.25	1 5/16-12	1 5/8-12	2.33	
20-12S	.75	1 5/8-12	1 1/16-12	2.08	
20-16S	1.00	1 5/8-12	1 5/16-12	2.12	
20-20S	1.25	1 5/8-12	1 5/8-12	2.17	
20-24S	1.50	1 5/8-12	1 7/8-12	2.53	
24-16S	1.00	1 7/8-12	1 5/16-12	2.20	
24-20S	1.25	1 7/8-12	1 5/8-12	2.24	
24-24S	1.50	1 7/8-12	1 7/8-12	2.37	
32-32S	2.00	2 1/2-12	2 1/2-12	2.78	

NOTE: O-Ring 22617 is standard. Available without O-Ring. Order by Part No. 202701-(Dash size).

All dimensions in inches.

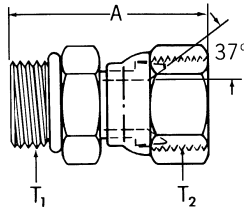
SAE O-RING TO 37° FLARE
Cont.



SAE O-Ring boss/37° flare
Part No. 202713-(Dash size)

Dash Size	Tube O.D.	Thread T ₁	Thread T ₂	A
6-6S	.38	9/16-18	9/16-18	2.31
8-8S	.50	3/4-16	3/4-16	2.70
10-10S	.63	7/8-14	7/8-14	3.04
12-12S	.75	1 1/16-12	1 1/16-12	3.61
16-16S	1.00	1 5/16-12	1 5/16-12	3.98

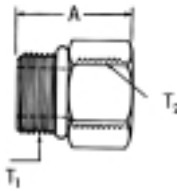
NOTE: Available without O-Ring.
Order by Part No. 202703-(Dash size).



SAE O-Ring boss/37° flare swivel
Part No. 2266-(Dash size)

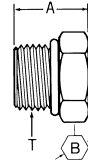
Dash Size	Tube O.D.	Thread T ₁	Thread T ₂	A
6-8S	.50	9/16-18	3/4-16	1.63
8-8S	.50	3/4-16	3/4-16	1.55
10-10S	.63	7/8-14	7/8-14	1.72
12-12S	.75	1 1/16-12	1 1/16-12	1.90
16-16S	1.00	1 5/16-12	1 5/16-12	2.11

NOTE: Available without O-Ring.
Order by Part No. 226601-(Dash size).



SAE O-Ring boss reducer
Part No. FF1010-(Dash size)

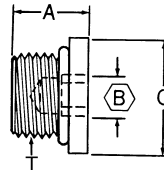
Dash Size	Thread T ₁	Thread T ₂	A
0408S	7/16-20	3/4-16	1.26
0806S	3/4-16	9/16-18	1.06
1006S	7/8-14	9/16-18	.81
1008S	7/8-14	3/4-16	1.25
1206S	1 1/16-12	9/16-18	1.00
1208S	1 1/16-12	3/4-16	1.00
1210S	1 1/16-12	7/8-14	1.44
1216S	1 1/16-12	1 5/16-12	1.79
1608S	1 5/16-12	3/4-16	1.00
1610S	1 5/16-12	7/8-14	1.44
1612S	1 5/16-12	1 1/16-12	1.59
2012S	1 5/8-12	1 1/16-12	1.00
2016S	1 5/8-12	1 5/16-12	1.00



O-Ring boss plug
Part No. 900598-(Dash size)
(Ref. SAE 090109)

Dash Size	Thread T	A	B
4S	7/16-20	.67	.56
5S	1/2-20	.67	.62
6S	9/16-18	.73	.69
8S	3/4-16	.80	.88
10S	7/8-14	.93	1.00
12S	1 1/16-12	1.09	1.25
14S	1 3/16-12	1.09	1.38
16S	1 5/16-12	1.12	1.50
20S	1 5/8-12	1.20	1.88
24S	1 7/8-12	1.27	2.12
32S	2 1/2-12	1.43	2.75

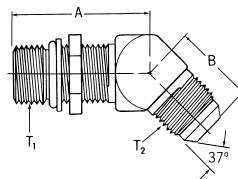
NOTE: Available without O-Ring.
Order Part No. 900598-1-(Dash size).



SAE male O-Ring boss (Hex Socket)
Part No. FF2138-(Dash size)
(Ref. SAE 090191B)

Dash Size	Tube O.D.	Thread T	A	C (Round)	B (Hex)
-02S	.13	9/16-24	.38	.44	.13
-03S	.19	3/8-24	.38	.50	.13
-04S	.25	7/16-20	.45	.56	.19
-05S	.31	1/2-20	.45	.62	.19
-06S	.38	9/16-18	.48	.69	.25
-08S	.50	3/4-16	.56	.88	.31
-10S	.63	7/8-14	.63	1.00	.38
-12S	.75	1 1/16-12	.75	1.25	.56
-16S	1.00	1 5/16-12	.77	1.50	.63

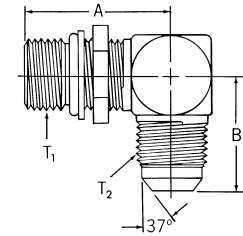
NOTE: Available without O-Ring.
Order Part No. FF2137-(Dash size).



SAE O-Ring boss (adj.)/37° flare
Part No. 2061-(Dash size)
(Ref. SAE 070320)

Dash Size	Thread T ₁	Thread T ₂	A	B	
4-4S	.25	7/16-20	7/16-20	1.05	.72
5-5S	.31	1/2-20	1/2-20	1.05	.77
6-6S	.38	9/16-18	9/16-18	1.14	.83
8-8S	.50	3/4-16	3/4-16	1.30	.98
8-10S	.63	3/4-16	7/8-14	1.36	1.11
10-8S	.50	7/8-14	3/4-16	1.52	.99
10-10S	.63	7/8-14	7/8-14	1.52	1.11
12-12S	.75	1 1/16-12	1 1/16-12	1.73	1.28
12-16S	1.00	1 1/16-12	1 5/16-12	1.86	1.47
16-12S	.75	1 5/16-12	1 1/16-12	1.86	1.42
16-16S	1.00	1 5/16-12	1 5/16-12	1.86	1.47
20-16S	1.00	1 5/8-12	1 5/16-12	1.94	1.52
20-20S	1.25	1 5/8-12	1 5/8-12	1.94	1.63

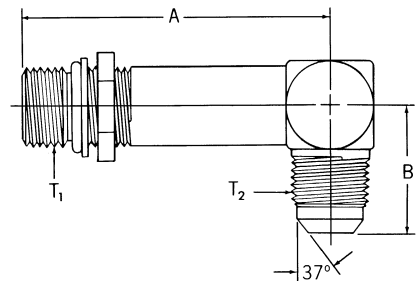
NOTE: Available without O-Ring.
Order by Part No. 2061-1-(Dash size).



SAE O-Ring boss (adj.)/37° flare
Part No. 2062-(Dash size)
(Ref. SAE 070220)

Dash Size	Tube O.D.	Thread T ₁	Thread T ₂	A	B
4-4S	.25	7/16-20	7/16-20	1.03	.89
4-6S	.38	7/16-20	9/16-18	1.19	1.06
5-5S	.31	1/2-20	1/2-20	1.13	.95
5-6S	.38	1/2-20	9/16-18	1.19	1.06
6-4S	.25	9/16-18	7/16-20	1.25	1.05
6-6S	.38	9/16-18	9/16-18	1.25	1.06
6-8S	.50	9/16-18	3/4-16	1.32	1.25
8-5S	.31	3/4-16	1/2-20	1.45	1.04
8-6S	.38	3/4-16	9/16-18	1.45	1.14
8-8S	.50	3/4-16	3/4-16	1.45	1.25
8-10S	.63	3/4-16	7/8-14	1.54	1.45
10-6S	.38	7/8-14	9/16-18	1.70	1.14
10-8S	.50	7/8-14	3/4-16	1.70	1.33
10-10S	.63	7/8-14	7/8-14	1.70	1.45
10-12S	.75	7/8-14	1 1/16-12	1.78	1.66
12-8S	.50	1 1/16-12	3/4-16	1.94	1.42
12-10S	.63	1 1/16-12	7/8-14	1.94	1.54
12-12S	.75	1 1/16-12	1 1/16-12	1.94	1.66
12-16S	1.00	1 1/16-12	1 5/16-12	2.05	1.81
12-20S	1.25	1 1/16-12	1 5/8-12	2.21	2.06
14-16S	1.00	1 3/16-12	1 5/16-12	2.06	1.81
16-8S	.50	1 5/16-12	3/4-16	2.05	1.52
16-12S	.75	1 5/16-12	1 1/16-12	2.05	1.76
16-16S	1.00	1 5/16-12	1 5/16-12	2.05	1.81
16-20S	1.25	1 5/16-12	1 5/8-12	2.21	2.06
20-16S	1.00	1 5/8-12	1 5/16-12	2.20	2.09
20-20S	1.25	1 5/8-12	1 5/8-12	2.25	2.06
20-24S	1.50	1 5/8-12	1 7/8-12	2.39	2.33
24-20S	1.25	1 7/8-12	1 5/8-12	2.39	2.20
24-24S	1.50	1 7/8-12	1 7/8-12	2.39	2.33

Note: Available without O-Ring.
Order by Part No. 2062-1-(Dash size).



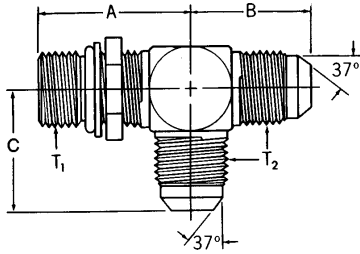
SAE O-Ring boss (adj.)/37° flare
Part No. 206209-(Dash size)

Dash Size	Tube O.D.	Thread T ₁	Thread T ₂	A	B
4-4S	.25	7/16-20	7/16-20	1.73	.89
6-6S	.38	9/16-18	9/16-18	2.08	1.06
8-8S	.50	3/4-16	3/4-16	2.48	1.25
8-10S	.63	3/4-16	7/8-14	2.52	1.45
10-10S	.63	7/8-14	7/8-14	2.89	1.45
12-12S	.75	1 1/16-12	1 1/16-12	3.34	1.66
16-16S	1.00	1 5/16-12	1 5/16-12	3.72	1.81
20-20S	1.25	1 5/8-12	1 5/8-12	4.41	2.06

NOTE: Available without O-Ring.
Order by Part No. 206209-1-(Dash size).

All dimensions in inches.

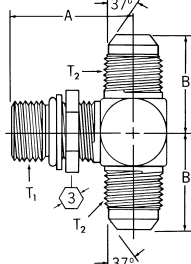
SAE O-RING TO 37° FLARE Cont.



SAE O-Ring boss (adj.)/37° flare
Part No. 203005-(Dash size)
(Ref. SAE 070428)

Dash Size	Tube O.D.	Thread T ₁	Thread T ₂	A	B	C
4-4S	.25	7/16-20	7/16-20	1.03	.89	.89
5-5S	.31	1/2-20	1/2-20	1.09	.96	.95
6-4-4S		9/16-18	7/16-20	1.25	1.05	.97
6-6S	.38	9/16-18	9/16-18	1.25	1.06	1.06
8-8S	.50	3/4-16	3/4-16	1.45	1.25	1.25
10-10S	.63	7/8-14	7/8-14	1.70	1.45	1.45
12-12S	.75	1 1/16-12	1 1/16-12	1.94	1.66	1.66
12-16-16S		1 1/16-12	1 5/16-12	2.05	1.81	1.81
16-16S	1.00	1 5/16-12	1 5/16-12	2.05	1.81	1.81
20-20S		1 5/8-12	1 5/8-12	2.25	2.19	2.06

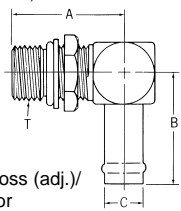
NOTE: Available without O-Ring.
Order by Part No. 203005-1-(Dash size).



SAE O-Ring boss (adj.)/37° flare
Part No. 203003-(Dash size)
(Ref. SAE 070429)

Dash Size	Tube O.D.	Thread T ₁	Thread T ₂	A	B
4-4S	.25	7/16-20	7/16-20	1.03	.89
5-5S	.31	1/2-20	1/2-20	1.08	.95
6-6S	.38	9/16-18	9/16-18	1.25	1.06
8-8S	.50	3/4-16	3/4-16	1.45	1.25
10-10S	.63	7/8-14	7/8-14	1.71	1.45
10-12-12S		7/8-14	1 1/16-12	1.80	1.66
12-12S	.75	1 1/16-12	1 1/16-12	1.94	1.66
16-10-10S		1 5/16-12	7/8-14	2.05	1.64
16-16S	1.00	1 5/16-12	1 5/16-12	2.05	1.81
20-20S	1.25	1 5/8-12	1 5/8-12	2.27	2.06

NOTE: Available without O-Ring. Order by Part No. 203003-1-(Dash no.)

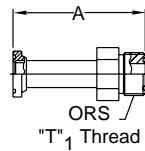


SAE O-Ring boss (adj.)/
Hose connector
Part No. FF1167-(Dash size)

Dash Size	Tube O.D.	Thread T ₁	A	B	C
1010S	.63	7/8-14	1.71	2.06	.62
1212S	.75	1 1/16-12	1.94	2.09	.75
1220S	1.25	1 1/16-12	2.02	2.19	1.25
2020S	1.25	1 5/8-12	2.20	2.38	1.25

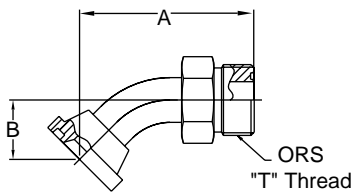
NOTE: Available without O-Ring. Order by Part No. FF1161-(Dash size). Clamp required.

SAE SPLIT FLANGE TO ORS



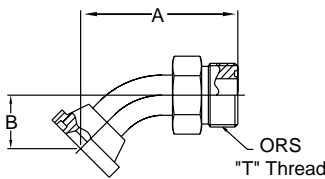
ORS/Split Flange (Code 62)
Part No. FF5943T(Size)

Dash Size	Tube O.D.	Thread T ₁	A
1612S	1.00	1.4375-12	2.75
1616S	1.00	1.4375-12	3.57
1620S	1.00	1.4375-12	3.57



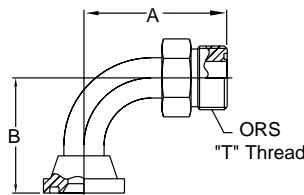
45° ORS/Split Flange (Code 61)
Part No. FF6001T(Size)

Dash Size	Tube O.D.	Thread T	A	B
1216S	.75	1 3/16-12	2.94	1.00
1616S	1.00	1 7/16-12	3.41	1.06
2020S	1.25	1 11/16-12	3.62	1.15
2424S	1.50	2-12	2.25	1.41



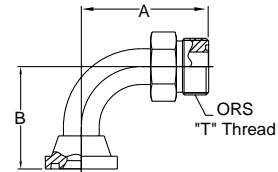
45° ORS/Split Flange (Code 62)
Part No. FF6002T(Size)

Dash Size	Tube O.D.	Thread T	A	B
1212S	.75	1 3/16-12	2.94	1.00
1612S	1.00	1 7/16-12	2.94	1.00
1616S	1.00	1 7/16-12	3.41	1.06
2020S	1.25	1 11/16-12	3.62	1.15
2424S	1.50	2-12	4.25	1.41



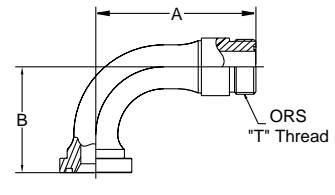
90° ORS/Split Flange (Code 61)
Part No. FF5946T(Size)

Dash Size	Tube O.D.	Thread T	A Ref	B Ref
1212S	.75	1 3/16-12	2.65	2.13
1216S	.75	1 3/16-12	2.65	2.13
1616S	1.00	1 7/16-12	3.22	2.37
2020S	1.25	1 11/16-12	3.47	2.62
2424S	1.50	2-12	3.97	3.12



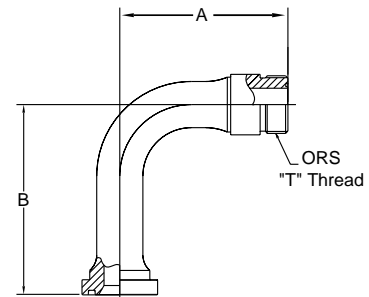
90° ORS/Split Flange (Code 62)
Part No. FF5945T(Size)

Dash Size	Tube O.D.	Thread T	A	B
1212S	.75	1 3/16-12	2.65	2.13
1612S	1.00	1 7/16-12	2.65	2.13
1616S	1.00	1 7/16-12	3.22	2.37
1620S	1.00	1 7/16-12	3.47	2.62
2020S	1.25	1 11/16-12	3.47	2.62
2424S	1.50	2-12	3.97	3.12



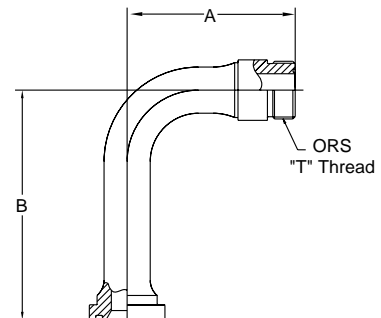
90° ORS/Split Flange (Code 62)
Part No. FF6062T(Size)

Dash Size	Tube O.D.	Thread T	A Ref	B Ref
1616S	1.00	1 7/16-12	4.17	2.76



90° ORS/Split Flange (Code 62)
Part No. FF6063T(Size)

Dash Size	Tube O.D.	Thread T	A Ref	B Ref
1616S	1.00	1 7/16-12	4.17	4.72

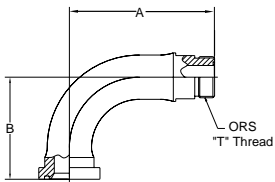


90° ORS/Split Flange (Code 62)
Part No. FF6064T(Size)

Dash Size	Tube O.D.	Thread T	A	B
1616S	1.00	1 7/16-12	4.17	5.70

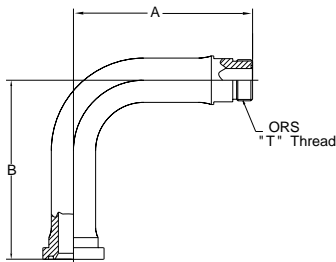
All dimensions in inches.

SAE SPLIT FLANGE TO ORS Cont.



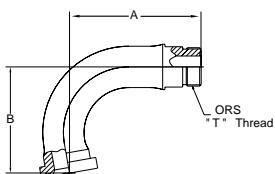
90° ORS/Split Flange (Code 62)
Part No. FF6071T(Size)

Dash Size	Tube O.D.	Thread T	A	B
1620S	1.00	1 ⁷ / ₁₆ -12	5.04	3.54



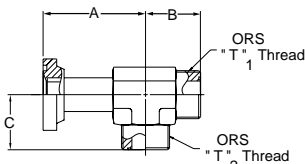
90° ORS/Split Flange (Code 62)
Part No. FF6072T(Size)

Dash Size	Tube O.D.	Thread T	A	B
1620S	1.00	1 ⁷ / ₁₆ -12	6.22	6.22



100° ORS/Split Flange (Code 62)
Part No. FF6073T(Size)

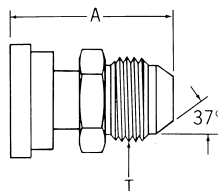
Dash Size	Tube O.D.	Thread T	A	B
1620S	1.00	1 ⁷ / ₁₆ -12	4.90	3.95



ORS/Split Flange (Code 62)
Part No. FF2522T(Size)

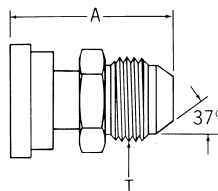
Dash Size	Tube O.D.	Thread T1	Thread T2	A	B	C
0812S	.50	1 ³ / ₁₆ -16	1 ³ / ₁₆ -16	2.14	1.10	1.10
1616S	1.00	1 ⁷ / ₁₆ -12	1 ⁷ / ₁₆ -12	3.10	1.64	1.64
1620S	1.00	1 ⁷ / ₁₆ -12	1 ⁷ / ₁₆ -12	3.05	1.64	1.64

SAE SPLIT FLANGE TO 37° FLARE



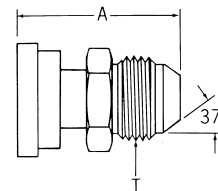
Split flange/37° flare
SAE standard pressure series (Code 61)
(mates with 449-74446 flanges suitable for pressures thru 4 light spiral hose – SAE 100R9)
Part No. 500025-(Dash size)

Dash Size	Split Flange Size	Tube O.D.	Thread T	A
8S	1/2	.50	3/4-16	1.66
12S	3/4	.75	1 ¹ / ₁₆ -12	1.91
12-8S	3/4	.50	3/4-16	2.03
16-10S	1	.63	7/8-14	1.86
16-12S	1	.75	1 ¹ / ₁₆ -12	2.30
16S	1	1.00	1 ⁵ / ₁₆ -12	2.01
20-16S	1 ¹ / ₄	1.00	1 ⁵ / ₁₆ -12	2.35
20-24S	1 ¹ / ₄	1.50	1 ⁷ / ₈ -12	2.64
20S	1 ¹ / ₄	1.25	1 ⁵ / ₈ -12	2.46
24S	1 ¹ / ₂	1.50	1 ⁷ / ₈ -12	2.71
24-16S	1 ¹ / ₂	1.00	1 ⁵ / ₁₆ -12	2.41
24-20S	1 ¹ / ₂	1.25	1 ⁵ / ₈ -12	2.46
32-16S	2	1.00	1 ⁵ / ₁₆ -12	2.32
32-20S	2	1.25	1 ⁵ / ₈ -12	2.52
32-24S	2	1.50	1 ⁷ / ₈ -12	2.71
32S	2	2.00	2 ¹ / ₂ -12	3.08



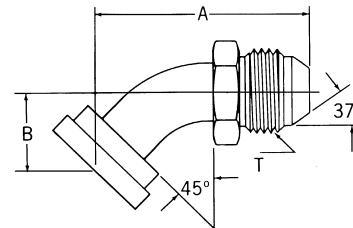
Split flange/37° flare
SAE standard pressure series (Code 61)
(mates with 449-74446 flanges suitable for pressures thru 4heavy spiral hose – SAE 100R10)
Part No. FF5239-(Dash size)

Dash Size	Split Flange Size	Tube O.D.	Thread T	A
1212S	3/4	.75	1 ¹ / ₁₆ -12	3.17
1616S	1	1.00	1 ⁵ / ₁₆ -12	3.76
2020S	1 ¹ / ₄	1.25	1 ⁵ / ₈ -12	3.84
2424S	1 ¹ / ₂	1.50	1 ⁷ / ₈ -12	4.67
3232S	2	2.00	2 ¹ / ₂ -12	5.63



Split flange/37° flare
SAE standard pressure series (Code 62)
(mates with FC3425- size-449 flanges suitable for pressures thru 6 spiral hose – SAE 100R13)
Part No. FF5541-(Dash size)

Dash Size	Split Flange Size	Tube O.D.	Thread T	A
1212S	3/4	.75	1 ¹ / ₁₆ -12	3.17
1616S	1	1.00	1 ⁵ / ₁₆ -12	3.76
2016S	1 ¹ / ₄	1.00	1 ⁵ / ₁₆ -12	3.76
2020S	1 ¹ / ₄	1.25	1 ⁵ / ₈ -12	3.84
2416S	1 ¹ / ₂	1.00	1 ⁵ / ₁₆ -12	3.76
2420S	1 ¹ / ₂	1.25	1 ⁵ / ₈ -12	3.84
2424S	1 ¹ / ₂	1.50	1 ⁷ / ₈ -12	4.67

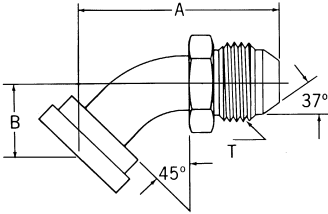


Split flange/37° flare
SAE standard pressure series (Code 61)
(mates with 449-7446 flanges suitable for pressures thru 4 light spiral hose – SAE 100R9)
Part No. 500023-(Dash size)

Dash Size	Split Flange Size	Tube O.D.	Thread T	A
8S	1/2	.50	3/4-16	2.34
12-8S	3/4	.50	3/4-16	2.34
12S	3/4	.75	1 ¹ / ₁₆ -12	2.77
16-10S	1	.63	7/8-14	2.58
16-12S	1	.75	1 ¹ / ₁₆ -12	2.77
16S	1	1.00	1 ⁵ / ₁₆ -12	3.04
20-12S	1 ¹ / ₄	.75	1 ¹ / ₁₆ -12	2.77
20-16S	1 ¹ / ₄	1.00	1 ⁵ / ₁₆ -12	3.04
20S	1 ¹ / ₄	1.25	1 ⁵ / ₈ -12	3.24
24-16S	1 ¹ / ₂	1.00	1 ⁵ / ₁₆ -12	3.08
24-20S	1 ¹ / ₂	1.25	1 ⁵ / ₈ -12	3.24
24S	1 ¹ / ₂	1.50	1 ⁷ / ₈ -12	3.54
24-32S	1 ¹ / ₂	2.00	2 ¹ / ₂ -12	3.91
32S	2	2.00	2 ¹ / ₂ -12	4.24
40-24S	2 ¹ / ₂	1.50	1 ⁷ / ₈ -12	3.58
40S	2 ¹ / ₂	2.50	3-12	5.18

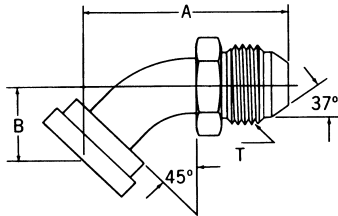
All dimensions in inches.

SAE SPLIT FLANGE TO 37° FLARE Cont.



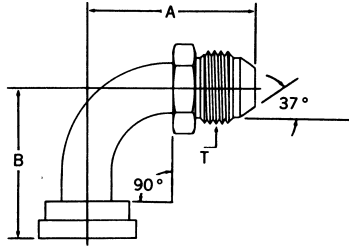
Split flange/37° flare
SAE standard pressure series (Code 61)
(mates with 449-7446 flanges suitable for pressures thru 4 heavy spiral hose – SAE 100R10)
Part No. FF5238-(Dash size)

Dash Size	Split Flange Size	Tube O.D.	Thread T	A	B
1212S	3/4	.75	1 1/16-12	3.09	1.00
1616S	1	1.00	1 5/16-12	3.60	1.06
1620S	1	1.25	1 5/8-12	3.64	1.06
2020S	1 1/4	1.25	1 5/8-12	3.86	1.15
2420S	1 1/2	1.25	1 5/8-12	3.86	1.41
2424S	1 1/2	1.50	1 7/8-12	4.61	1.41
3232S	2	2.00	2 1/2-12	6.04	2.00



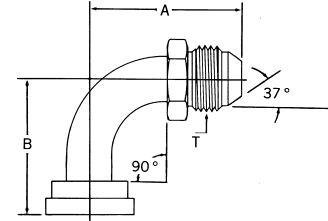
Split flange/37° flare
SAE standard pressure series (Code 62)
(mates with FC3425–size–449 flanges suitable for pressures thru 6 spiral hose – SAE 100R11)
Part No. FF5539-(Dash size)

Dash Size	Split Flange Size	Tube O.D.	Thread T	A	B
1612S	1	.75	1 1/16-12	3.09	1.00
1616S	1	1.00	1 5/16-12	3.60	1.06
2020S	1 1/4	1.25	1 5/8-12	3.86	1.15
2416S	1 1/2	1.00	1 5/16-12	4.06	1.25
2420S	1 1/2	1.25	1 5/8-12	3.86	1.15
2424S	1 1/2	1.50	1 7/8-12	4.61	1.41



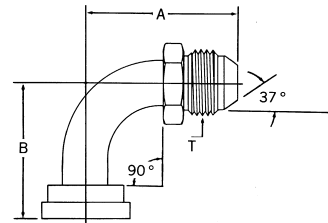
Split flange/37° flare
SAE standard pressure series (Code 61)
(mates with 449-7446 flanges suitable for pressures thru 4 high spiral hose – SAE 100R9)
Part No. 500024-(Dash size)

Dash Size	Split Flange Size	Tube O.D.	Thread T	A	B
8S	1/2	.50	3/4-16	1.78	1.62
12S	3/4	.75	1 1/16-12	2.49	2.15
16-10S	1	.63	7/8-14	2.16	2.12
16-12S	1	.75	1 1/16-12	2.49	2.15
16S	1	1.00	1 5/16-12	2.79	2.37
12-8S	3/4	.50	3/4-16	1.78	1.62
12-10S	3/4	.63	7/8-14	2.38	2.15
20-12S	1 1/4	.75	1 1/16-12	2.49	2.15
20-16S	1 1/4	1.00	1 5/16-12	2.79	2.37
20S	1 1/4	1.25	1 5/8-12	3.14	2.50
20-24S	1 1/4	1.50	1 7/8-12	3.58	2.69
24-16S	1 1/2	1.00	1 5/16-12	2.79	2.44
24-20S	1 1/2	1.25	1 5/8-12	3.14	2.50
24S	1 1/2	1.50	1 7/8-12	3.58	2.75
32-24S	2	1.50	1 7/8-12	3.58	2.75
32S	2	2.00	2 1/2-12	4.46	3.25
40-24S	2 1/2	1.50	1 7/8-12	3.58	2.81
40-40S	2 1/2	2.50	3-12	5.86	5.19



Split flange/37° flare
SAE standard pressure series (Code 61)
(mates with 449-7446 flanges suitable for pressures thru 4 heavy spiral hose – SAE 100R10)
Part No. FF5162-(Dash size)

Dash Size	Split Flange Size	Tube O.D.	Thread T	A	B
0808S	1/2	.50	3/4-16	2.16	1.62
1212S	3/4	.75	1 1/16-12	2.81	2.13
1612S	1	.75	1 1/16-12	2.81	2.13
1616S	1	1.00	1 5/16-12	3.41	2.38
1620S	1	1.25	1 5/8-12	3.46	2.38
2016S	1 1/4	1.00	1 5/16-12	3.41	2.38
2020S	1 1/4	1.25	1 5/8-12	3.71	2.62
2420S	1 1/2	1.25	1 5/8-12	3.71	2.62
2424S	1 1/2	1.50	1 7/8-12	4.33	3.12
3232S	2	2.00	2 1/2-12	5.71	4.50

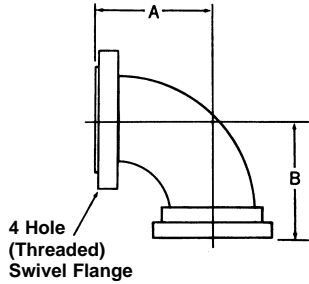


Split flange/37° flare
SAE high pressure series (Code 62)
(mates with FC3425 – size–449 flanges suitable for pressures thru 6 spiral hose – SAE 100R11)
Part No. FF5540-(Dash size)

Dash Size	Split Flange Size	Tube O.D.	Thread T	A	B
1612S	1	.75	1 1/16-12	2.81	2.13
1616S	1	1.00	1 5/16-12	3.41	2.38
2016S	1 1/4	1.00	1 5/16-12	3.41	2.38
2020S	1 1/4	1.25	1 5/8-12	3.71	2.62
2416S	1 1/2	1.00	1 5/16-12	3.41	2.75
2420S	1 1/2	1.25	1 5/8-12	3.71	2.62
2424S	1 1/2	1.50	1 7/8-12	4.33	3.12

All dimensions in inches.

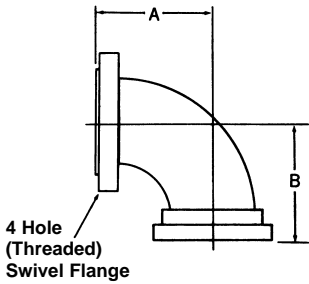
SAE SPLIT FLANGE TO SAE SPLIT FLANGE



4 Hole (Threaded) Swivel Flange
SAE swivel flange/Split flange
SAE standard pressure series (Code 61)
(suitable for pressures thru 4 light spiral hose – SAE 100R9)

Part No. 504089-(Dash size)

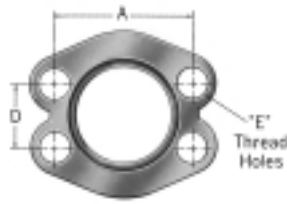
Dash Size	Flange Size	Shoulder Size	A	B
16S	1	1	2.06	2.37
20S	1 1/4	1 1/4	2.31	2.50
24S	1 1/2	1 1/2	2.62	2.75
32S	2	2	3.12	3.25
40S	2 1/2	2 1/2	4.69	5.19



4 Hole (Threaded) Swivel Flange
SAE swivel flange/Split flange (welded)
SAE standard pressure series (Code 61)
(suitable for pressures thru 4 heavy spiral hose – SAE 100R10)

Part No. FF5321-(Dash size)

Dash Size	Flange Size	Shoulder Size	A	B
1616S	1	1	2.38	2.38
2020S	1 1/4	1 1/4	2.62	2.62
2424S	1 1/2	1 1/2	3.12	3.12
3232S	2	2	4.50	4.50

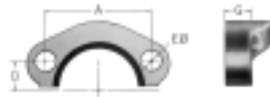


4-Hole Flange* – SAE J518 Code 61 standard series

Part No. FC2119-(Dash size)-449

Dash Size	Flange Size	Flange Head Dia.	A	D	E
12-449	3/4	1.50	1.88	.88	3/8-16
16-449	1	1.75	2.06	1.03	3/8-16
20-449	1 1/4	2.00	2.31	1.19	7/16-14
24-449	1 1/2	2.38	2.75	1.41	1/2-13
32-449	2	2.00	3.06	1.69	1/2-13
40-449	2 1/2	2.50	3.50	2.00	1/2-13

*Available without threaded holes, Part No. FC3459-size-449.



Split Flange Half – SAE J518 Code 61 standard series – 2 required

Part No. 449-74446-(Dash size)

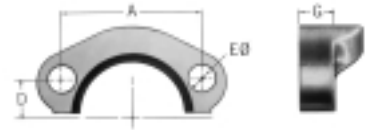
Dash Size	Flange Size	Flange Head Dia.	A	D	Eø	G
-8	1/2	1.19	1.50	.34	.34	.50
-12	3/4	1.50	1.88	.44	.41	.56
-16	1	1.75	2.06	.52	.41	.62
-20	1 1/4	2.00	2.31	.59	.47	.56
-24	1 1/2	2.38	2.75	.70	.53	.62
-32	2	2.81	3.06	.84	.53	.62
-40	2 1/2	3.31	3.50	.96	.53	.75



Split Flange Half – Equivalent performance to SAE J518 Code 61. Powdered metal, 2 required

Part No. FC2713-(Dash size)

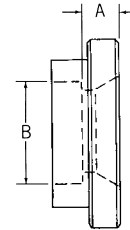
Dash Size	Flange Size	Flange Head Dia.	A	D	Eø	G
-16	1	1.75	2.06	.52	.41	.70
-20	1 1/4	2.00	2.31	.59	.47	.70
-24	1 1/2	2.38	2.75	.70	.53	.76



Split Flange Half – SAE J518 Code 62
High pressure 6000 psi series – 2 required
Part No. FC3425-(Dash size)-449

Dash Size	Flange Size	Flange Head Dia.	A	D	Eø	G
12-449	3/4	1.62	2.00	.47	.42	.75
16-449	1	1.88	2.25	.55	.50	.94
20-449	1 1/4	2.12	2.62	.62	.60	1.06
24-449	1 1/2	2.50	3.12	.72	.66	1.19
32-449	2	3.12	3.81	.88	.78	1.44

BRAZE & WELD TO SPLIT FLANGE



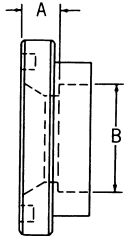
Braze/Solid Flanged Head
SAE standard pressure series (Code 61). Used with FC2119 flange

Part No. 71418-(Dash size)

Dash Size	Tube O.D.	Split Flange Size	A	B
12-12S	.75	3/4	.31	.75
16-12S	1.00	3/4	.31	1.00
16-16S	1.00	1	.31	1.00
16-20S	1.00	1 1/4	.31	1.00
20-16S	1.25	1	.31	1.25
20-20S	1.25	1 1/4	.31	1.25
20-24S	1.25	1 1/2	.31	1.25
24-20S	1.50	1 1/4	.38	1.50
24-24S	1.50	1 1/2	.38	1.50
32-32S	2.00	2	.38	2.00
40-40S	2.50	2 1/2	.44	2.50

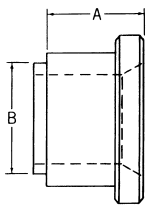
All dimensions in inches.

BRAZE & WELD TO SPLIT FLANGE Cont.



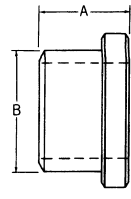
Braze/(Flanged head)
SAE standard pressures series (Code 61)
Used with FC2119-flange
Part No. 4624-(Dash size)

Dash Size	Split Flange Size	Tube O.D.	A	B
8-6S	1/2	.38	.25	.38
8S	1/2	.50	.25	.50
12-8S	3/4	.50	.25	.50
12-10S	3/4	.63	.31	.62
12-16S	3/4	1.00	.31	1.00
12S	3/4	.75	.31	.75
16-10S	1	.63	.41	.62
16-12S	1	.75	.31	.75
16-20S	1	1.25	.31	1.25
16S	1	1.00	.31	1.00
20-12S	1 1/4	.75	.31	.75
20-16S	1 1/4	1.00	.31	1.00
20-24S	1 1/4	1.50	.31	1.50
20S	1 1/4	1.25	.31	1.25
24-12S	1 1/2	.75	.38	.75
24-16S	1 1/2	1.00	.38	1.00
24-20S	1 1/2	1.25	.31	1.25
24S	1 1/2	1.50	.38	1.50
32-16S	2	1.00	.28	1.00
32-20S	2	1.25	.38	1.25
32-24S	2	1.50	.38	1.50
32S	2	2.00	.38	2.00
40-32S	2 1/2	2.00	.44	2.00



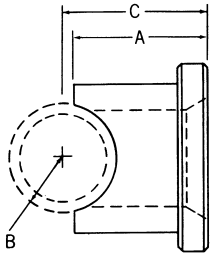
Weld (tank pilot) Solid flanged head
SAE standard pressure series (Code 61)
Used with FC2119 flange
Part No. 71423-(Dash size)

Dash Size	Flange Size	A	B
12S	.75	1.08	1.06
16S	1.00	1.08	1.31
20S	1.25	1.08	1.44
24S	1.50	1.14	1.69
32S	2.00	1.14	2.19



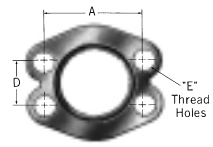
Butt weld (pipe)/Solid flanged head
SAE standard pressure series (Code 61)
Used with FC2119 flange
Part No. 71416-(Dash size)

Dash Size	Flange Size	A	B
16S	1.00	1.08	1.32
20S	1.25	1.08	1.66
24S	1.50	1.14	1.90
32S	2.00	1.14	2.38
40S	2.50	1.27	2.88



Saddle weld (pipe)/Solid flanged head
SAE standard pressure series (Code 61)
Used with FC2119 flange
Part No. 71422-(Dash size)

Dash Size	Flange Size	A	B	C
16-16S	1.00	1.21	.66	1.52
20-20S	1.25	1.27	.83	1.77
24-24S	1.50	1.42	.95	1.96
24-32S	2.00	1.56	.95	1.86

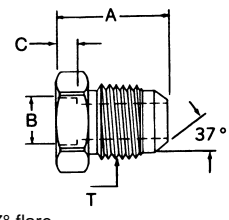


4-Hole Flange* - SAE J518 Code 61 Standard series
Part No. FC2119-(Dash size)-449

Dash Size	Flange Size	A	D	E
12-449	.75	1.88	.88	3/8-16
16-449	1.00	2.06	1.03	3/8-16
20-449	1.25	2.31	1.19	7/16-14
24-449	1.50	2.75	1.41	1/2-13
32-449	2.00	3.06	1.69	1/2-13
40-449	2.50	3.50	2.00	1/2-13

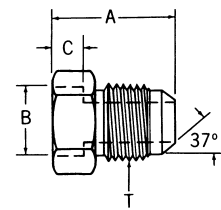
*Available without threaded holes Part No. FC3459-size-449

BRAZE & WELD TO 37° FLARE



Braze port/37° flare
Part No. 73014-(Dash size)

Dash Size	Tube O.D.	Thread T	A	B	C
4S	.25	7/16-20	.74	.25	.16
5S	.31	1/2-20	.80	.31	.16
6S	.38	9/16-18	.81	.38	.16
8-6S	.50	9/16-18	.84	.50	.16
8S	.50	3/4-16	.94	.50	.16
10S	.63	7/8-14	1.07	.62	.16
10-16S	.63	1 1/16-12	1.29	.62	.16
12-10S	.75	7/8-14	1.13	.75	.25
12S	.75	1 1/16-12	1.24	.75	.25
14S	.88	1 3/16-12	1.26	.88	.25
16S	1.00	1 5/16-12	1.29	1.00	.25
16-12S	1.00	1 1/16-12	1.24	1.00	.25
16-20S	1.00	1 5/8-12	1.40	1.00	.25
20S	1.25	1 5/8-12	1.40	1.25	.25
20-16S	1.25	1 5/16-12	1.29	1.25	.25
24-16S	1.50	1 5/16-12	1.41	1.50	.25
24S	1.50	1 7/8-12	1.58	1.50	.25
24-20S	1.50	1 5/8-12	1.46	1.50	.25
24-32S	1.50	2 1/2-12	1.95	1.50	.25
32S	2.00	2 1/2-12	1.96	2.00	.25
40S	2.50	3-12	1.86	2.50	.25

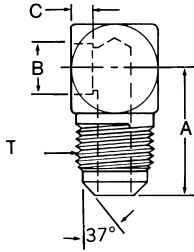


Weld port/37° flare
Part No. 202232-(Dash size)

Dash Size	IPS Size	Thread T	A	B	C
1/4-8S	.25	3/4-16	1.20	.56	.38
1/2-12S	.50	1 1/16-12	1.54	.86	.50
1-20S	1.00	1 5/8-12	1.81	1.34	.63

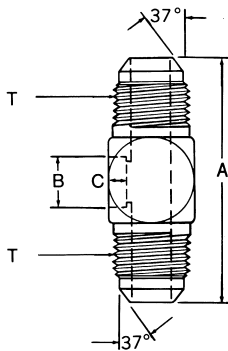
All dimensions in inches.

**BRAZE & WELD TO
37° FLARE Cont.**



Braze port/37° flare
Part No. FF1131-(Dash size)

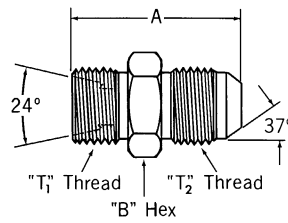
Dash Size	Tube O.D.	Thread T	A	B	C
0404S	.25	7/16-20	.89	.25	.16
0808S	.50	3/4-16	1.25	.50	.16
1010S	.63	7/8-14	1.45	.62	.23
1212S	.75	1 1/16-12	1.66	.75	.23
1616S	1.00	1 5/16-12	1.81	1.00	.25
2020S	1.25	1 5/8-12	2.06	1.25	.25
2424S	1.50	1 7/8-12	2.33	1.50	.25



Braze port/37° flare
Part No. FF1307-(Dash size)

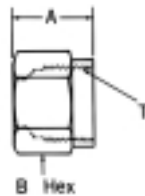
Dash Size	Tube O.D.	Thread T	A	B	C
101010S	.63	7/8-14	2.90	.62	.16

**SAE FLARELESS TO
37° UNION**



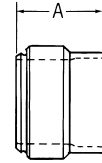
Male SAE flareless/37° flare
Part No. FF1315-(Dash size)

Dash Size	Tube O.D.	Thread T ₁	Thread T ₂	A	B
0404S	.25	7/16-20	7/16-20	1.22	.50
0604S	.38	9/16-18	7/16-20	1.27	.62
0606S	.38	9/16-18	9/16-18	1.28	.62
0806S	.50	3/4-16	9/16-18	1.37	.81
0808S	.50	3/4-16	3/4-16	1.47	.81
1008S	.63	7/8-14	3/4-16	1.59	.94
1010S	.63	7/8-14	7/8-14	1.69	.94
1212S	.75	1 1/16-12	1 1/16-12	1.93	1.12
1412S	.88	1 3/16-12	1 1/16-12	1.93	1.25
1616S	1.00	1 5/16-12	1 5/16-12	1.98	1.38



Flareless tube nut
Part No. 210294-(Dash size)
Use with FF1315-(Dash size) Body Only
(Ref. SAE 080110)

Dash Size	Tube O.D.	Thread T	A	B
4S	.25	7/16-20	.70	.56
6S	.38	9/16-18	.75	.69
8S	.50	3/4-16	.84	.88
10S	.63	7/8-14	.92	1.00
12S	.75	1 1/16-12	.97	1.25
14S	.88	1 3/16-12	1.00	1.38
16S	1.00	1 5/16-12	1.05	1.50



Ferrule-Style A* (for flareless tube fittings)
Part No. FF9173-(Dash size)
Use with FF1315-(Dash size) Body Only
(Ref. SAE 080115A)

Dash Size	Tube O.D.	A
04S	.25	.36
06S	.38	.39
08S	.50	.43
10S	.63	.44
12S	.75	.47
14S	.88	.48
16S	1.00	.48

*NOTE: All three components (adapter FF1315, tube nut 210294 and ferrule FF9173) required for assembly. Order by Part Number FF1316-(Dash size) for complete assembly.

**Versil·Flare™
FLARE AND FLARELESS**



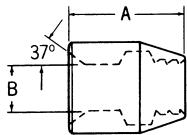
"T" Thread

Versil·Flare™ Flareless Tube Nut
Part No. FC2875-(Dash size)
Use with FF9605-(Dash size) Ferrule Only

Dash Size	Tube O.D.	Thread T	A
03S	.19	3/8-24	.79
04S	.25	7/16-20	.82
05S	.31	1/2-20	.82
06S	.38	9/16-18	.86
08S	.50	3/4-16	1.08
10S	.63	7/8-14	1.12
12S	.75	1 1/16-12	1.36
16S	1.00	1 5/16-12	1.40
20S	1.25	1 5/8-12	1.80
24S	1.50	1 7/8-12	1.84
32S	2.00	2 1/2-12	2.20

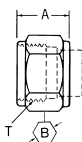
All dimensions in inches.

Versil·Flare™
FLARE AND FLARELESS



Versil·Flare™ Flareless Tube Ferrule
Part No. FF9605—(Dash size)
Use with FC2875—(Dash size) Nut Only

Dash Size	Tube O.D.	A	B
03S	.19	.40	.19
04S	.25	.42	.25
05S	.31	.42	.31
06S	.38	.46	.38
08S	.50	.57	.50
10S	.63	.58	.62
12S	.75	.70	.75
16S	1.00	.70	1.00
20S	1.25	1.00	1.25
24S	1.50	1.00	1.50
32S	2.00	1.17	2.00



Versil·Flare™ SAE 37° Flared Style "B" Nut
Part No. 1290—(Dash size)
(Ref. SAE 070110)
Use with 900605 tube sleeve only

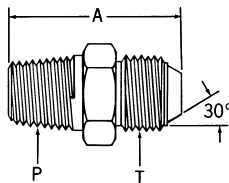
Dash Size	Tube O.D.	Thread T	A	B
3S	.19	3/8-24	.60	.44
4S	.25	7/16-20	.62	.56
5S	.31	1/2-20	.67	.62
6S	.38	9/16-18	.72	.69
8S	.50	3/4-16	.84	.88
10S	.63	7/8-14	.97	1.00
12S	.75	1 1/16-12	1.02	1.25
14S	.88	1 3/16-12	1.08	1.38
16S	1.00	1 5/16-12	1.12	1.50
20S	1.25	1 7/8-12	1.22	2.00
24S	1.50	1 7/8-12	1.41	2.25
32S	2.00	2 1/2-12	1.59	2.88



Versil·Flare™ SAE 37° Flared Sleeve
Part No. 900605—(Dash size)
(Ref. SAE 070115)
Use with 1290 short nut only

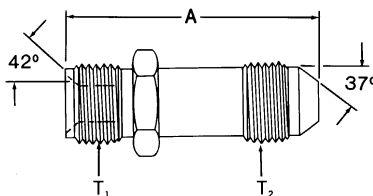
Dash Size	Tube O.D.	A
3S	.19	.34
4S	.25	.41
5S	.31	.44
6S	.38	.50
8S	.50	.56
10S	.63	.66
12S	.75	.69
14S	.88	.76
16S	1.00	.78
20S	1.25	.91
24S	1.50	1.12
32S	2.00	1.19

SPECIALS



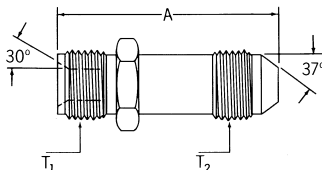
External pipe/30° flare
Part No. 2004—(Dash size)

Dash Size	Tube O.D.	Thread P	Thread T	A
12-16S	1.00	3/4-14	1 5/16-14	1.84
16-16S	1.00	1-11 1/2	1 5/16-14	2.03
20-20S	1.25	1 1/4-11 1/2	1 5/8-14	2.34



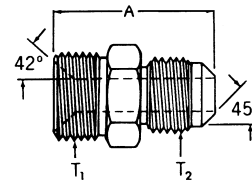
42° inverted flare/37° flare
Part No. 202124—(Dash size)
Part No. FF1327—(Dash size) Long

Dash Size	Tube O.D.	Thread T ₁	Thread T ₂	A
3-3S	.19	3/8-24	3/8-24	1.07
3-4S	.25	3/8-24	7/16-20	1.14
0304S	.25	3/8-24	7/16-20	2.40
0305S	.31	3/8-24	1/2-20	2.40
4-4S	.25	7/16-24	7/16-20	1.14
0404S	.25	7/16-24	7/16-20	2.40
0405S	.31	7/16-24	1/2-20	2.40
0404S†	.25	7/16-24	7/16-20	2.40
5-4S	.25	1/2-20	7/16-20	1.16



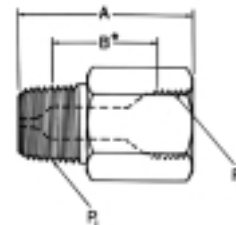
30° inverted flare/37° flare
Part No. FF1353—(Dash size)
Part No. FF1354—(Dash size) Long

Dash Size	Tube O.D.	Thread T ₁	Thread T ₂	A
0404S	.25	7/16-20	7/16-20	1.33
0404S†	.25	7/16-20	7/16-20	2.50



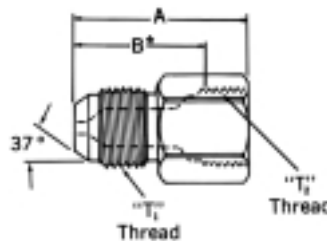
42° inverted flare/45° flare
Part No. 200001—(Dash size)

Dash Size	Tube O.D.	Thread T ₁	Thread T ₂	A
4-4B	.25	7/16-24	7/16-20	1.09
4-5B	.31	7/16-24	1/2-20	1.12
4-6B	.38	7/16-24	5/8-18	1.21
5-4B	.25	1/2-20	7/16-20	1.10
5-5B	.31	1/2-20	1/2-20	1.16
5-6B	.38	1/2-20	5/8-18	1.25
6-5B	.31	5/8-18	1/2-20	1.22
6-6B	.38	5/8-18	5/8-18	1.28
7-6B	.38	1 1/16-18	5/8-18	1.43
7-8B	.50	1 1/16-18	3/4-16	1.56
8-6B	.38	3/4-18	5/8-18	1.43
8-8B	.50	3/4-18	3/4-16	1.56
10-10B	.63	7/8-18	7/8-14	1.76
12-12B	.75	1 1/16-16	1 1/16-14	2.05



Restrictor†
Male pipe/female pipe
Part No. FF1980—(Dash size)

Dash Size	Tube O.D.	Thread P ₁	Thread P ₂	A	B*
0404	.25	1/4-18	1/4-18	1.39	.64
0606	.38	3/8-18	3/8-18	1.44	.69
0808	.50	1/2-14	1/2-14	1.87	.87



Restrictor†
37° male flare/37° female
Part No. FF1981—(Dash size)

Dash Size	Tube O.D.	Thread P ₁	Thread P ₂	A	B*
0404	.25	7/16-20	7/16-20	1.14	.69
0606	.38	9/16-18	9/16-18	1.19	.72
0808	.50	3/4-16	3/4-16	1.36	1.01

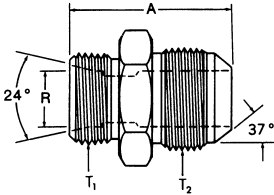
*Length required to insert adapter at installation.

†Ordering Information: Aeroquip Restrictor Adapters are available in orifice sizes from .06 to .25 inches. When ordering restrictor adapters, it is important to indicate the drill size required.

For example: For a .125 drill size in FF1980-0404 adapter, order as FF1980-125-0404. If you indicate the desired orifice size in inches, the appropriate 3 digit number will be assigned.

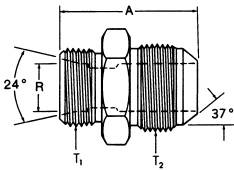
All dimensions in inches.

METRIC TO 37° FLARE



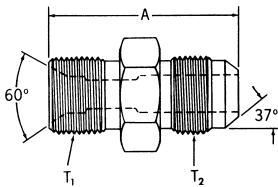
Metric 24° (DIN 3901/3902 I.Rh)/37° flare
Part No. 15.063-(Dash size)

Dash Size	Tube O.D. (inches)	Thread T ₁ (mm)	Thread T ₂ (inches)	A (inches)	R _Ø (mm)
6-4	.25	M12 x 1.5	7/16-20	1.22	6
8-6	.38	M14 x 1.5	9/16-18	1.22	8
10-8	.50	M16 x 1.5	3/4-16	1.36	10
12-8	.50	M18 x 1.5	3/4-16	1.36	12
15-10	.63	M22 x 1.5	7/8-14	1.54	15
18-12	.75	M26 x 1.5	1 1/16-12	1.69	18
22-16	1.00	M30 x 2	1 5/16-12	1.81	22
28-20	1.25	M36 x 2	1 7/8-12	1.87	28
35-24	1.50	M45 x 2	1 7/8-12	2.07	35
42-32	2.00	M52 x 2	2 1/2-12	2.40	42



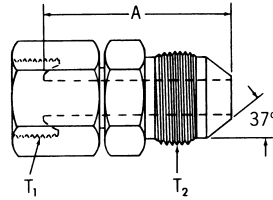
Metric 24° (DIN 3901/3902 s.Rh)/37° flare
Part No. 15.147-(Dash size)

Dash Size	Tube O.D. (inches)	Thread T ₁ (mm)	Thread T ₂ (inches)	A (inches)	R _Ø (mm)
6-6	.38	M14 x 1.5	9/16-18	1.30	6
10-8	.50	M18 x 1.5	3/4-16	1.40	10
14-10	.63	M22 x 1.5	7/8-14	1.59	14
16-12	.75	M24 x 1.5	1 1/16-12	1.77	16
20-16	1.00	M30 x 2	1 5/16-12	1.89	20
25-20	1.25	M36 x 2	1 5/8-12	2.03	25
30-24	1.50	M42 x 2	1 7/8-12	2.22	30
38-32	2.00	M52 x 2	2 1/2-12	2.64	38



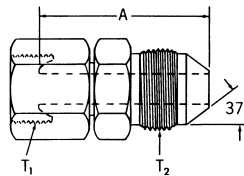
Metric 60° (DIN 7631)/37° flare
Part No. 15.117-(Dash size)

Dash Size	Tube O.D. (inches)	Thread T ₁ (mm)	Thread T ₂ (inches)	A (inches)
4-4	.25	M12 x 1.5	7/16-20	1.22
6-6	.38	M14 x 1.5	9/16-18	1.22
8-6	.38	M16 x 1.5	9/16-18	1.26
8-8	.50	M16 x 1.5	3/4-16	1.36
10-8	.50	M18 x 1.5	3/4-16	1.36
13-10	.63	M22 x 1.5	7/8-14	1.52
16-12	.75	M26 x 1.5	1 1/16-12	1.69
20-16	1.00	M30 x 1.5	1 5/16-12	1.81
25-20	1.25	M38 x 1.5	1 5/8-12	1.87
32-24	1.50	M45 x 1.5	1 7/8-12	2.07
40-32	2.00	M52 x 1.5	2 1/2-12	2.40



Metric 24° (DIN 3901/3902 s.Rh)/37° flare
Part No. 15.164-(Dash size)

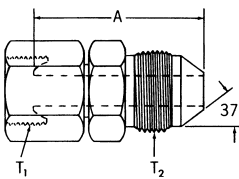
Dash Size	Tube O.D. (inches)	Thread T ₁ (mm)	Thread T ₂ (inches)	A (inches)
6-6	.38	M14 x 1.5	9/16-18	1.38
10-8	.50	M18 x 1.5	3/4-16	1.50
14-10	.63	M22 x 1.5	7/8-14	1.61
16-12	.75	M24 x 1.5	1 1/16-12	1.71
20-16	1.00	M30 x 2	1 5/16-12	1.85
25-20	1.25	M36 x 2	1 5/8-12	1.99
30-24	1.50	M42 x 2	1 7/8-12	2.12
38-32	2.00	M52 x 2	2 1/2-12	2.46



Metric 24° (DIN 3901/3902 I.Rh)/37° flare
Part No. 15.163-(Dash size)

Dash Size	Tube O.D. (inches)	Thread T ₁ (mm)	Thread T ₂ (inches)	A (inches)
4-4†	.25	M12 x 1.5	7/16-20	1.36
6-6†	.38	M14 x 1.5	9/16-18	1.36
8-6†	.38	M16 x 1.5	9/16-18	1.40
8-8†	.50	M16 x 1.5	3/4-16	1.50
10-8†	.50	M18 x 1.5	3/4-16	1.50
13-10†	.63	M22 x 1.5	7/8-14	1.61
16-12†	.75	M26 x 1.5	1 1/16-12	1.87
22-16	1.00	M30 x 2	1 5/16-12	1.93
28-20	1.25	M36 x 2	1 5/8-12	2.03
35-24	1.50	M45 x 2	1 7/8-12	2.11
42-32	2.00	M52 x 2	2 1/2-12	2.46

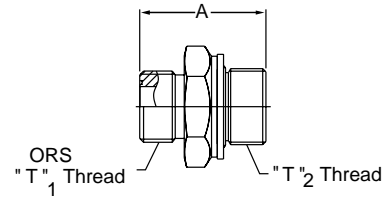
†Also 60° DIN 7631/7647.



Metric 60° (DIN 7631/7647)/37° flare
Part No. 15.165-(Dash size)

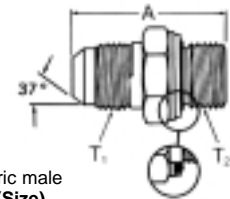
Dash Size	Tube O.D. (inches)	Thread T ₁ (mm)	Thread T ₂ (inches)	A (inches)
20-16	1.00	M30 x 1.5	1 5/16-12	1.81
25-20	1.25	M38 x 1.5	1 5/8-12	1.95
32-24	1.50	M45 x 1.5	1 7/8-12	2.07
40-32	2.00	M52 x 1.5	2 1/2-12	2.40

All dimensions in inches.



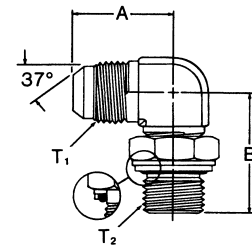
ORS - Special Metric Connector
(Mates with DIN 3852 large spoface)
Part No. FF2485T(Size)

Dash Size	Tube O.D.	Thread T ₁ (inches)	Thread T ₂ (mm)	A Ref
0410S	.25	9/16-18	M10 x 1	.98
0614S	.38	1 1/16-16	M14 x 1.5	1.22
0818S	.50	13/16-16	M18 x 1.5	1.32
0822S	.50	13/16-16	M22 x 1.5	1.43
1022S	.63	1-14	M22 x 1.5	1.54
1227S	.75	1 3/16-12	M27 x 2	1.75
1633S	1.00	1 7/16-12	M33 x 2	1.89
2042S	1.25	1 11/16-12	M42 x 2	2.03
2448S	1.50	2-12	M48 x 2	2.19



SAE 37° male/metric male
GG108-NP(Size)-(Size)

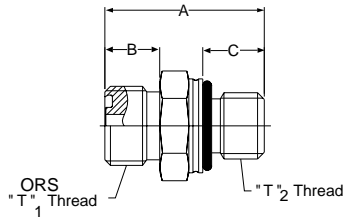
Dash Size	Tube O.D. (inches)	Thread T ₁ (inches)	Thread T ₂ (mm)	A (inches)
04-10	.25	7/16-20	M10 x 1	1.14
04-12	.25	7/16-20	M12 x 1.5	1.30
05-10	.31	1/2-20	M10 x 1	1.14
06-14	.38	9/16-18	M14 x 1.5	1.34
06-16	.38	9/16-18	M16 x 1.5	1.34
08-16	.50	3/4-16	M16 x 1.5	1.46
08-18	.50	3/4-16	M18 x 1.5	1.48
10-18	.63	7/8-14	M18 x 1.5	1.58
10-20	.63	7/8-14	M20 x 1.5	1.69
10-22	.63	7/8-14	M22 x 1.5	1.69
12-22	.75	1 1/16-12	M22 x 1.5	1.83
12-27	.75	1 1/16-12	M27 x 2	1.95
16-33	1.00	1 5/16-12	M33 x 2	2.11



90° adjustable elbow SAE 37° male/metric male
GG308-NP(Size)-(Size)

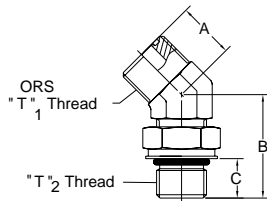
Dash Size	Tube O.D. (inches)	Thread T ₁ (inches)	Thread T ₂ (mm)	A (inches)	B (inches)
04-10	.25	7/16-20	M10 x 1	.89	1.02
04-12	.25	7/16-20	M12 x 1.5	1.06	1.24
06-16	.38	9/16-18	M16 x 1.5	1.12	1.44
08-16	.50	3/4-16	M16 x 1.5	1.24	1.44
08-18	.50	3/4-16	M18 x 1.5	1.24	1.44
10-18	.63	7/8-14	M18 x 1.5	1.44	1.56
10-20	.63	7/8-14	M20 x 1.5	1.44	1.69
10-22	.63	7/8-14	M22 x 1.5	1.44	1.69
12-22	.75	1 1/16-12	M22 x 1.5	1.65	1.79
12-27	.75	1 1/16-12	M27 x 2	1.65	1.93
16-33	1.00	1 5/16-12	M33 x 2	1.81	2.05

ORS TO ISO 6149



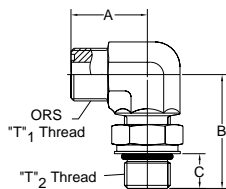
ORS/Male ISO 6149 Boss (S-Series)
Part No. FF2742T(Size)
(Ref. SAE 52M0187)

Dash Size	Tube O.D.	Thread T1 (inches)	Thread T2 (mm)	A	B	C
0410S	.25	9/16-18	M10 x 1	1.10	.39	.37
0412S	.25	9/16-18	M12 x 1.5	1.12	.39	.43
0612S	.38	11/16-16	M12 x 1.5	1.26	.44	.43
0614S	.38	11/16-16	M14 x 1.5	1.26	.44	.43
0616S	.38	9/16-18	M16 x 1.5	1.32	.44	.49
0818S	.50	13/16-16	M18 x 1.5	1.50	.50	.55
0822S	.50	13/16-16	M22 x 1.5	1.55	.50	.59
1022S	.63	1-14	M22 x 1.5	1.65	.61	.59
1222S	.75	1 1/8-12	M22 x 1.5	1.71	.67	.59
1227S	.75	1 1/8-12	M27 x 2	1.91	.67	.73
1633S	1.00	1 1/8-12	M33 x 2	2.05	.69	.75
2042S	1.25	1 1/8-12	M42 x 2	2.15	.69	.55
2448S	1.50	1 3/8-16	M48 x 2	2.24	.59	.85



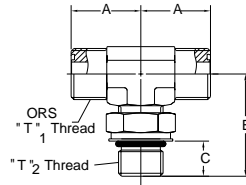
45° ORS/ISO 6149 Boss (S-Series)
Part No. FF2743T(Size)
(Ref. SAE 52M0287)

Dash Size	Tube O.D.	Thread T1 (inches)	Thread T2 (mm)	A	B	C
0818S	.50	13/16-16	M18 x 1.5	.80	1.46	.56
1022S	.63	1-14	M22 x 1.5	.92	1.73	.58
1227S	.75	1 1/8-12	M27 x 2	1.02	1.99	.72



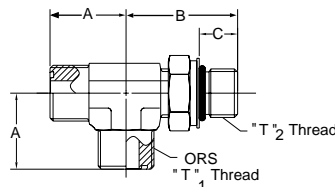
90° ORS/ISO 6149 Boss (S-Series)
Part No. FF2744T(Size)
(Ref. SAE 52M0287)

Dash Size	Tube O.D.	Thread T1 (inches)	Thread T2 (mm)	A	B	C
0818S	.50	13/16-16	M18 x 1.5	1.17	1.74	.56
1022S	.63	1-14	M22 x 1.5	1.31	1.93	.58
1227S	.75	1 1/8-12	M27 x 2	1.47	2.19	.72



ORS/ISO 6149 Boss (S-Series) Branch Tee
Part No. FF2745T(Size)
(Ref. SAE 52M0489)

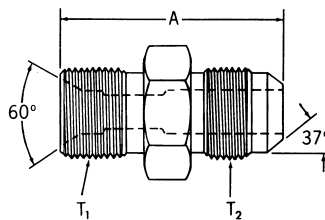
Dash Size	Tube O.D.	Thread T1 (inches)	Thread T2 (mm)	A	B	C
0818S	.50	13/16-16	M18 x 1.5	1.10	1.61	.56
1022S	.63	1-14	M22 x 1.5	1.31	1.93	.58
1227S	.75	1 1/8-12	M27 x 2	1.47	2.19	.72



ORS/ISO 6149 Boss (S-Series) Run Tee
Part No. FF2746T(Size)
(Ref. SAE 52M0488)

Dash Size	Tube O.D.	Thread T1 (inches)	Thread T2 (mm)	A	B	C
0818S	.50	13/16-16	M18 x 1.5	1.10	1.61	.56
1022S	.63	1-14	M22 x 1.5	1.31	1.93	.58
1227S	.75	1 1/8-12	M27 x 2	1.47	2.19	.72

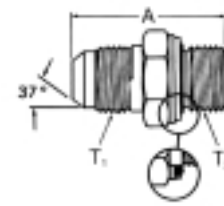
BSPB TO 37° FLARE



BSPB (parallel)/37° flare
Part No. 2063-(Dash size)

Dash Size	Tube O.D. (inches)	Thread T1 (inches)	Thread T2 (inches)	A (inches)
2-4S	.25	1/8-28	7/16-20	1.38
4-4S	.25	1/4-19	7/16-20	1.38
4-5S	.31	1/2-19	1/2-20	1.38
4-6S	.38	3/4-19	9/16-18	1.38
6-6S	.38	3/8-19	9/16-18	1.43
6-8S	.50	3/8-19	3/4-16	1.53
8-8S	.50	1/2-14	3/4-16	1.63
8-10S	.63	1/2-14	7/8-14	1.73
10-12S	.75	5/8-14	1 1/16-12	1.94
12-10S	.63	3/4-14	7/8-14	1.88
12-12S	.75	3/4-14	1 1/16-12	1.99
16-16S	1.00	1-11	1 5/16-12	2.09

Note: The BSPB male end mates with a BSPB female swivel nut. Use GG106 conversion adapters for port connections.



SAE 37° male/BSPP male
GG106-NP(Size)-(Size)

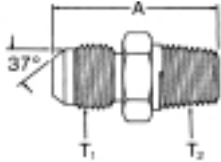
Dash Size	Tube O.D. (inches)	Thread T1 (inches)	Thread T2 (inches)	A (inches)
04-02	.25	7/16-20	G 1/8-28	1.14
04-04	.25	7/16-20	G 1/4-19	1.36
04-06	.25	7/16-20	G 3/8-19	1.36
04-08	.25	7/16-20	G 1/2-14	1.50
06-04	.38	9/16-18	G 1/4-19	1.36
06-06	.38	9/16-18	G 3/8-19	1.36
06-08	.38	9/16-18	G 1/2-14	1.50
08-04	.50	3/4-16	G 1/4-19	1.48
08-06	.50	3/4-16	G 3/8-19	1.48
08-08	.50	3/4-16	G 1/2-14	1.61
08-12	.50	3/4-16	G 3/4-14	1.77
10-06	.63	7/8-14	G 3/8-19	1.59
10-08	.63	7/8-14	G 1/2-14	1.71
12-08	.75	1 1/16-12	G 1/2-14	1.85
12-12	.75	1 1/16-12	G 3/4-14	1.97
12-16	.75	1 1/16-12	G 1-11	2.07
16-12	1.00	1 5/16-12	G 3/4-14	2.01
16-16	1.00	1 5/16-12	G 1-11	2.11
16-20	1.00	1 5/16-12	G 1 1/4-11	2.24
20-20	1.25	1 5/8-12	G 1 1/4-11	2.30

90° adjustable elbow SAE 37° male/BSPP male
GG306-NP(Size)-(Size)

Dash Size	Tube O.D. (inches)	Thread T1 (inches)	Thread T2 (inches)	A (inches)	B (inches)
04-02	.25	7/16-20	G 1/8-28	.89	1.04
04-04	.25	7/16-20	G 1/4-19	1.06	1.24
05-04	.31	1/2-20	G 1/4-19	1.06	1.24
06-04	.38	9/16-18	G 1/4-19	1.06	1.24
06-06	.38	9/16-18	G 3/8-19	1.12	1.44
06-08	.38	9/16-18	G 1/2-14	1.22	1.69
08-06	.50	3/4-16	G 3/8-19	1.24	1.44
08-08	.50	3/4-16	G 1/2-14	1.34	1.69
10-08	.63	7/8-14	G 1/2-14	1.44	1.69
12-12	.75	1 1/16-12	G 3/4-14	1.65	1.93
16-16	1.00	1 5/16-12	G 1-11	1.81	2.07
20-20	1.25	1 5/8-12	G 1 1/4-11	2.05	2.24

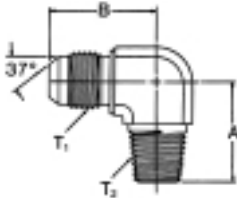
All dimensions in inches.

BSPT TO 37° FLARE



SAE 37° male/BSPT male
GG110-NP(Size)-(Size)

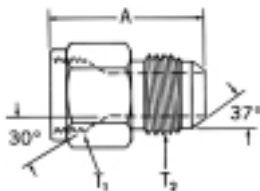
Dash Size	Tube O.D. (inches)	Thread T ₁ (inches)	Thread T ₂ (inches)	A (inches)
04-02	.25	7/16-20	R1/8-28	1.14
04-04	.25	7/16-20	R1/4-19	1.30
06-04	.38	9/16-18	R1/4-19	1.32
06-06	.38	9/16-18	R3/8-19	1.32
08-06	.50	3/4-16	R3/8-19	1.44
08-08	.50	3/4-16	R1/2-14	1.59
10-08	.63	7/8-14	R1/2-14	1.69
12-08	.75	1 1/16-12	R1/2-14	1.87
12-12	.75	1 1/16-12	R3/4-14	1.95
12-16	.75	1 1/16-12	R1-11	2.03
16-12	1.00	1 5/16-12	R3/4-14	1.99
16-16	1.00	1 5/16-12	R1-11	2.07



90° elbow, SAE 37° male/BSPT male
GG310-NP(Size)-(Size)

Dash Size	Tube O.D. (inches)	Thread T ₁ (inches)	Thread T ₂ (inches)	A (inches)	B (inches)
04-02	.25	7/16-20	R1/8-28	.81	.92
04-04	.25	7/16-20	R1/4-19	1.08	1.06
06-04	.38	9/16-18	R1/4-19	1.08	1.06
06-06	.38	9/16-18	R3/8-19	1.22	1.12
06-08	.38	9/16-18	R1/2-14	1.46	1.22
08-06	.50	3/4-16	R3/8-19	1.22	1.24
08-08	.50	3/4-16	R1/2-14	1.46	1.34
12-12	.75	1 1/16-12	R3/4-14	1.59	1.65
16-16	1.00	1 5/16-12	R1-11	1.97	1.81

JIS 30° TO 37° FLARE



Female cone seat
JIS 30° female cone seat/SAE 37° male
Part No. FF2593-(Size)

Dash Size	Tube O.D. (inches)	Thread T ₁ (inches)	Thread T ₂ (inches)	A (inches)
0404S	.25	G1/4-19	7/16-20	1.19
0606S	.38	G3/8-19	9/16-18	1.21
0808S	.50	G1/2-14	3/4-16	1.41
1212S	.75	G3/4-14	1 1/16-12	1.70

All dimensions in inches.

This page is part of a complete catalog which contains technical and safety data that must be reviewed when selecting a product.

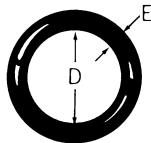
O-RINGS

Designating Separate ORS and Flange O-Rings

To order Aeroquip O-Rings separately without fittings specify the size and material by using the charted O-Ring base number and dash size.

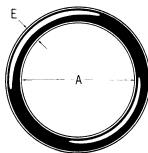
O-Ring			Material	Operating Temperature Range
SAE Base Number	ORS Base Number	Flange Base Number		
22617			90° Durometer Buna-N Nitrile Rubber	-30°F to +250°F (-34°C to +121°C)
	FF9446	FF9446		-40°F to +250°F (-40°C to +121°C)
22033			EPR Ethylene Propylene Rubber	-65°F to +212°F (-55°C to +100°C)
	FF9807	FF9016		-65°F to +300°F (-55°C to +150°C)
22068	22046	22046	Viton* Fluoroelastomer	-15°F to +400°F (-25°C to +200°C)
22012	FF9855		Buna-N, Low Temperature Nitrile Rubber	-65°F to +225°F (-55°C to +100°C)
	22546		Neoprene	-65°F to +300°F (-55°C to +150°C)

SAE O-Ring Boss



O-Ring Dash Size	Tube Size	D	E
-4	-4	.351	.072
-6	-6	.468	.078
-8	-8	.644	.087
-10	-10	.755	.097
-12	-12	.924	.116
-16	-16	1.171	.116
-20	-20	1.475	.118
-24	-24	1.720	.118

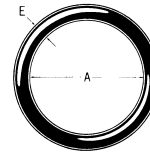
ORS O-Ring



O-Ring Size Designation	ORS Tube Size	A	E
-11	-4	.301	.07
-12	-6	.364	.07
-14	-8	.489	.07
-16	-10	.614	.07
-18	-12	.739	.07
-21	-16	.926	.07
-25	-20	1.176	.07
-29	-24	1.489	.07

*Viton is a trademark of DuPont

Flange O-Ring



O-Ring Size Designation	Flange Size	Flange Dash Size	A	Eφ
-210	.50	-8	.734	.139
-214	.75	-12	.984	.139
-219	1.00	-16	1.296	.139
-222	1.25	-20	1.484	.139
-225	1.50	-24	1.859	.139
-228	2.00	-32	2.234	.139
-232	2.50	-40	2.734	.139
-237	3.00	-48	3.359	.139

O-Ring Seal Kit Part No. FF10280-01*

Includes metal box, O-Rings for ORS -04 through -24, O-Ring boss -04 through -32, Split flange -08 through -32, 24 packages with twelve 90 durometer nitrile O-Rings per package. Packages can be ordered individually by part number listed.

Connection Size	Individual Package Part Number (12 O-Rings Ea.)	Individual O-Ring Part Number	
ORS*	-04	FF10266-01-11	FF9446-11
	-06	FF10266-01-12	FF9446-12
	-08	FF10266-01-14	FF9446-14
	-10	FF10266-01-16	FF9446-16
	-12	FF10266-01-18	FF9446-18
	-16	FF10266-01-21	FF9446-21
	-20	FF10266-01-25	FF9446-25
O-Ring Boss	-04	FF10273-01-04	22617-4
	-05	FF10273-01-05	22617-5
	-06	FF10273-01-06	22617-6
	-08	FF10273-01-08	22617-8
	-10	FF10273-01-10	22617-10
	-12	FF10273-01-12	22617-12
	-16	FF10273-01-16	22617-16
	-20	FF10273-01-20	22617-20
	-24	FF10273-01-24	22617-24
	-32	FF10273-01-32	22617-32
	Split Flange	-08	FF10266-01-210
-12		FF10266-01-214	FF9446-214
-16		FF10266-01-219	FF9446-219
-20		FF10266-01-222	FF9446-222
-24		FF10266-01-225	FF9446-225
-32		FF10266-01-228	FF9446-228

*For ORS O-Ring Kit order part number: FF10265-01, only includes ORS O-Rings.

All dimensions in inches.



This page is part of a complete catalog which contains technical and safety data that must be reviewed when selecting a product.